







ACTION REQUIRED	LIBERAL-NATIONAL COALITION	AUSTRALIAN LABOR PARTY	AUSTRALIAN GREENS
 Legislating science-backed targets to cut climate pollution	❌ No 2030 target. ❌ No 2035 target. ❌ Net zero by 2050, but no credible plan.	✅ Legislated 43% cut by 2030. ✅ Committed to setting a 2035 target. ✅ Net zero by 2050, with policies and investments to support.	✅✅ 75% cut by 2030. ✅✅ Net zero by 2035.
 Ending new fossil fuel development	❌ Plans to expand gas projects and weaken approval requirements.	❌ No plan to phase out fossil fuel development.	✅✅ No new coal and gas. ✅✅ No public funding for fossil fuels.
 Powering the country with renewables backed by storage	❌ Opposes 82% renewables by 2030. ❌ Pursuing nuclear, more coal and gas.	✅✅ 82% renewable power by 2030. ✅✅ Significant policies and investments to support.	✅✅ 100% renewable power ASAP.
 Electrifying industry and switching to zero-emission fuels	? No clear policies.	✅✅ Supports industrial electrification. ✅✅ Significant policies and investments to support. ? More work needed to tighten pollution limits.	✅ Supports sustainable fuels and technologies. ? Lacks detailed industrial decarbonisation policies.
 Accelerating shared, active, and electric transport	❌ Wind back fuel efficiency standards. ❌ No public or active transport policies.	✅ Supports fuel efficiency standards. ✅ Rolling out investment in active transport.	✅✅ Doubling public transport services and reducing fares. ✅✅ Supports more investment in active transport.
 Better protecting Australians from climate impacts	? No resilience or adaptation policies. ? Conflicting statements on insurance policies.	✅ Demonstrated commitment to deliver National Climate Risk Assessment, National Adaptation Plan, and disaster funding.	✅ Insurance reforms funded by polluters. Supports a national disaster risk map.
<b>OVERALL RATING</b>	<b>HARMFUL</b>	<b>RIGHT DIRECTION</b>	<b>STRONG</b>