

# PEOPLE AND TRANSPORT NATIONAL POLL 2022: RESULTS

By YouGOV, commissioned by the Climate Council





## **Australians want transport options that are better for our hip pockets and climate**

The transport sector is Australia's second largest source of greenhouse gas emissions. What's more, transport emissions are still growing - unlike other sources like electricity which are on a downward trend.

There are several important steps to decarbonising Australia's transport system. Getting more electric vehicles (EVs) onto our roads is an important part of the puzzle, while encouraging more uptake of clean public transport, walking and bike-riding will also play a big role. These important solutions should be front and centre in the conversation about how we move around in a net-zero future, but there's often a perception that Australians won't embrace them.

The Climate Council's latest national poll shows this couldn't be further from the truth. Australians are excited about the prospect of clean, renewable-powered electric buses and want streets that are safe and pleasant to walk around in. Governments have an opportunity to harness this enthusiasm - alongside the switch to EVs - to ensure we drive down transport costs for households and Australia's emissions at the same time.

### **Key findings**

#### **Australians want more public transport and infrastructure for walking and bike-riding**

- The vast majority (80%) of Australians surveyed believe governments should invest more in public transport.
- More than two-thirds (67%) of Australians surveyed think governments should invest more in footpaths and bike lanes.
- 7 in 10 (70%) Australians agree we should electrify our public bus fleets as quickly as possible, manufacture them here, and power them with our sun and wind.
- Latest figures show all Australian state governments currently allocate less than 2 percent of their transport budgets to footpaths and bike lanes. In every state surveyed - QLD, NSW, VIC and SA - a majority (60%) of poll respondents believe this is not enough.
- When it comes to walking and/or riding a bike to get around, people would most like to see governments invest in building more dedicated bike lanes separated

from car traffic (52%) and establishing more connected networks of footpaths and bike lanes (47%).

**Why do Australians want more public transport and infrastructure for walking and bike-riding?**

- The top three reasons for state and territories to invest in public transport are:
  - Enhancing mobility for people who can't or don't drive (88% agreed)
  - To ensure everyone can get around in an easy and affordable way (83%)
  - Creating more jobs in the public transport sector (79%)
- The top three reasons for state and territories to build new bike lanes and footpaths are:
  - Improve walking and bike-riding options (84% agreed)
  - Helping people get around their community in a safe and affordable way (82%).
  - Enhancing mobility for people who can't or don't drive (82%)
- The top three reasons for state and territories to invest in renewable-powered electric buses:
  - Improve air quality (81% agreed)
  - Reducing dependence on foreign oil (80%)
  - Reduce Australia's use of fossil fuels (78%)

**New South Wales has the highest support for more government spending on public transport and electric buses powered by renewable energy.**

- More than eight in 10 (82%) of people in NSW agree governments should invest more in public transport.
- NSW has the highest support (73%) for electrifying our public bus fleets as quickly as possible, manufacturing them here, and powering them with our sun and wind.
- NSW has the highest support for electric bikes, with 69% of people saying they would be interested in trying an electric bike if their state or local government offered residents an opportunity to do so for free.
- NSW has the highest daily and weekly public transport usage of the states surveyed, and seven out of 10 (72%) people indicated that they would be willing to use it more if the services were more frequent, reliable, affordable and better connected

**Queensland has the highest support for increased investment in bike lanes and footpaths.**

- Over two-thirds (66%) of Queenslanders agreed governments should invest more in active transport to improve walking and bike-riding options.
- Almost 8 in 10 (78%) agree that the government should invest more in public transport.
- Queensland has the lowest daily and weekly usage of public transport in Australia, however, two-thirds (65%) of people polled would be willing to use public transport more often if the services were more frequent, reliable, affordable and better connected.
- Two-thirds (65%) of Queenslanders surveyed agree that we should electrify our public bus fleets as quickly as possible, manufacture them here, and power them with our sun and wind. Most (over 70%) want them as they believe they will improve air quality and boost the Australian manufacturing industry.

**Eight in 10 Victorians believe governments should invest more in public transport.**

- 8 in 10 (80%) of Victorians want better public transport to enhance mobility for people who can't or don't drive, to ensure everyone can get around in an affordable way, and to create jobs in the public transport sector.
- Almost 7 in 10 (68%) agree we should electrify our public bus fleets as quickly as possible, manufacture them here, and power them with our sun and wind. The main reason (over 80%) was to improve air quality.
- Almost two-thirds of Victorians (64%) believe local and state governments should invest more in footpaths and bike paths
- Most Victorians (61%) would be interested to try an electric bike if their state or local government offered them an opportunity to do so for free.

**More than seven in 10 South Australians agree that the government should invest more in public transport.**

- Almost 7 in 10 (69%) agreed they would be willing to use public transport more if the services were more frequent, reliable, affordable and better connected.
- Three quarters (76%) agreed we should electrify our public bus fleets as quickly as possible, manufacture them here, and power them with our sun and wind. The main reason (over 80%) was to reduce dependence on foreign oil.



**The Climate Council is calling for states and territories to:**

1. Allocate at least half (50%) of their transport budgets to public transport and 20% to initiatives that boost walking and bike-riding in line with best practice and the community's needs.
2. Encourage private electric bike uptake through discounts at point of sale and government-funded try-before-you-buy programs.
3. Convert state and territory bus fleets to clean, quiet and zero-emission buses.

**Survey Information**

- The **People and Transport National Poll 2022** undertaken by YouGov, commissioned by the Climate Council, surveyed **2,163 people** (between 31st May-8th June 2022)
- Based in QLD, NSW, VIC, SA and WA
- Between the ages of 18 to over 65
- The survey asked respondents:
  - Their top reasons for investment in active transport (walking and bike-riding) and public transport
  - Preferred funding levels for active transport, public transport and roads
  - Their level of support for states to transition to a zero emissions bus fleet
  - Their level of support for states to provide free electric bike trials.
  - How often they use public and active transport
  - Improvements that would motivate them to use public and active transport, and spending priorities

**Methodology**

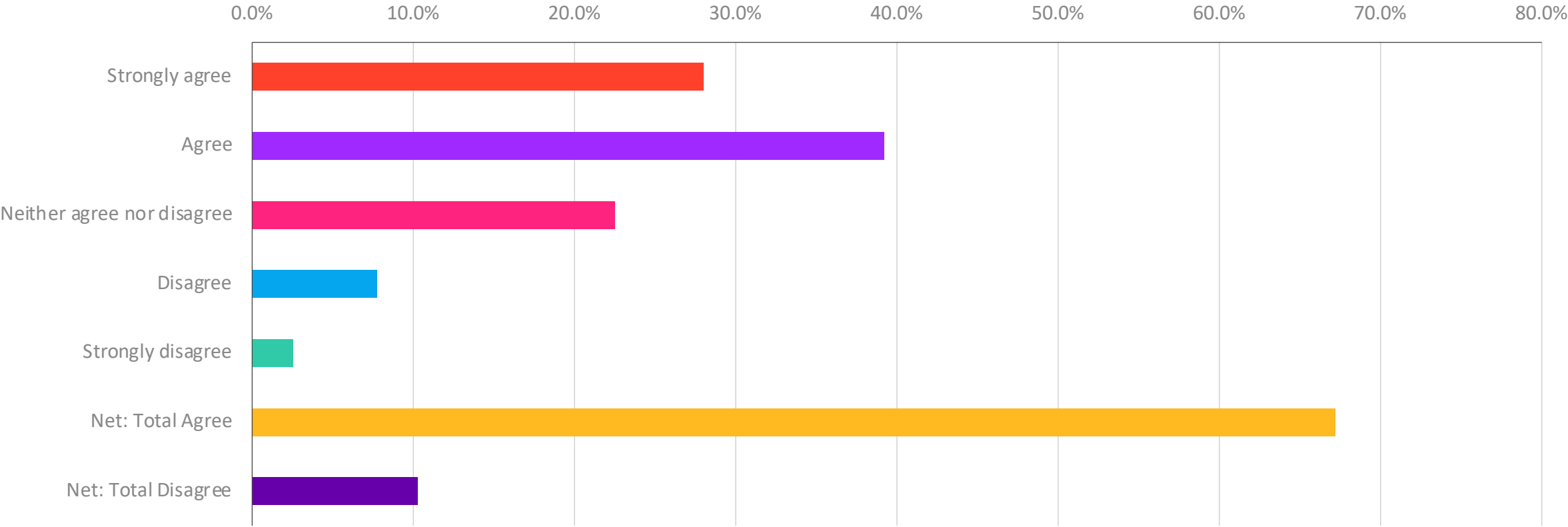
The Climate Council commissioned YouGov to run a national survey on public transport, which was in the field between May 31 and June 8, 2022. The survey was conducted via an online survey with a total sample size of 2163 adults. The figures have been weighted and therefore are representative of all Australian citizens (aged 18+) with a minimum of 500 people taking part in Queensland and in South Australia.

NATIONAL



# Q1. Investment in Footpaths/Bikelanes

To what extent do you agree or disagree with the following statement? Local/state governments should invest more in footpaths and bike lanes.  
Please select one option only.



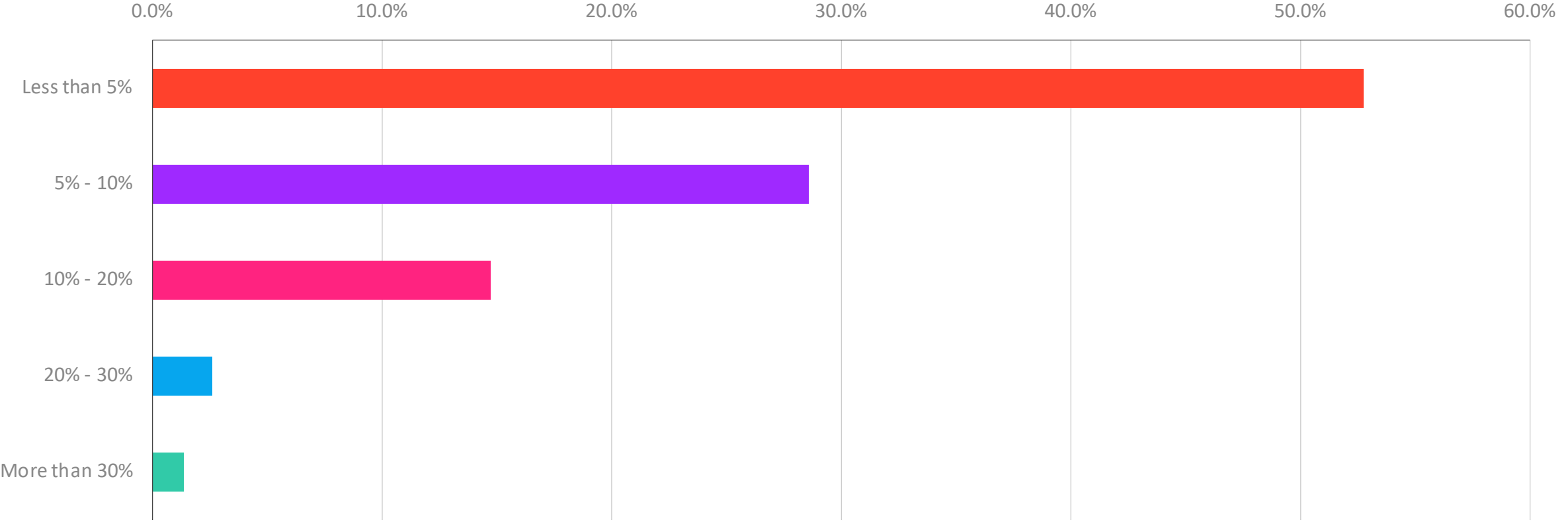
The following statements are some of the reasons for increasing local/state government investment in footpaths and bike lanes. To what extent do you agree or disagree with them?

Q2. Reasons for Investing in Footpaths/ Bike lanes								
Q2. Reasons for Investing in Footpaths/Bikelanes	Strongly agree	Agree	Neither agree nor disagree	Disagree	Strongly disagree	Net: Total Agree	Net: Total Disagree	Unweighted N
So that people can get around their community in a safe and affordable way	32.0%	50.5%	12.9%	3.4%	1.3%	82.4%	4.7%	2163
Enhances mobility for people who can't or don't drive (such as older people, younger people, and people with a disability)	34.1%	48.2%	11.8%	4.2%	1.7%	82.3%	6.0%	2163
Reduces local car traffic	23.3%	40.8%	20.5%	12.5%	2.8%	64.1%	15.4%	2163
Increases the number of people who can travel in a way that doesn't worsen local air pollution or climate change	30.6%	45.4%	16.7%	5.0%	2.3%	76.0%	7.3%	2163
Improves people's health and wellbeing, which leads to savings for the health system	29.8%	47.1%	16.3%	5.4%	1.3%	76.9%	6.7%	2163
Improves walking and bike-riding options	33.7%	49.9%	11.4%	3.5%	1.5%	83.6%	5.0%	2163
Improves quality of life	27.2%	47.0%	19.9%	3.9%	2.0%	74.2%	5.9%	2163
Creates more jobs in communities	16.9%	39.0%	30.9%	11.1%	2.1%	55.8%	13.2%	2163



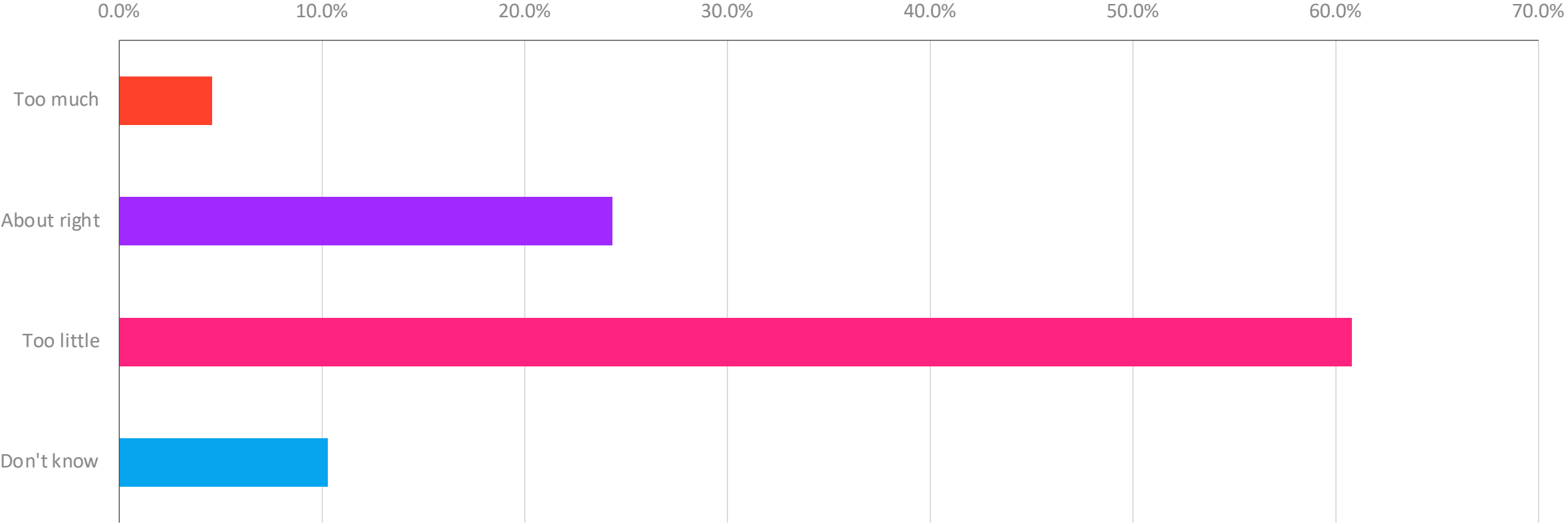
### Q3. Amount of Gov Transport Spending on Footpaths/Bikelanes

To the best of your knowledge, what percentage of your state / territory governments' transport budget is allocated to footpaths and bike lanes?  
If unsure, please provide your best guess. Please select one option only.



# Q4. Views on Gov Transport Spending on Footpaths/Bikelanes

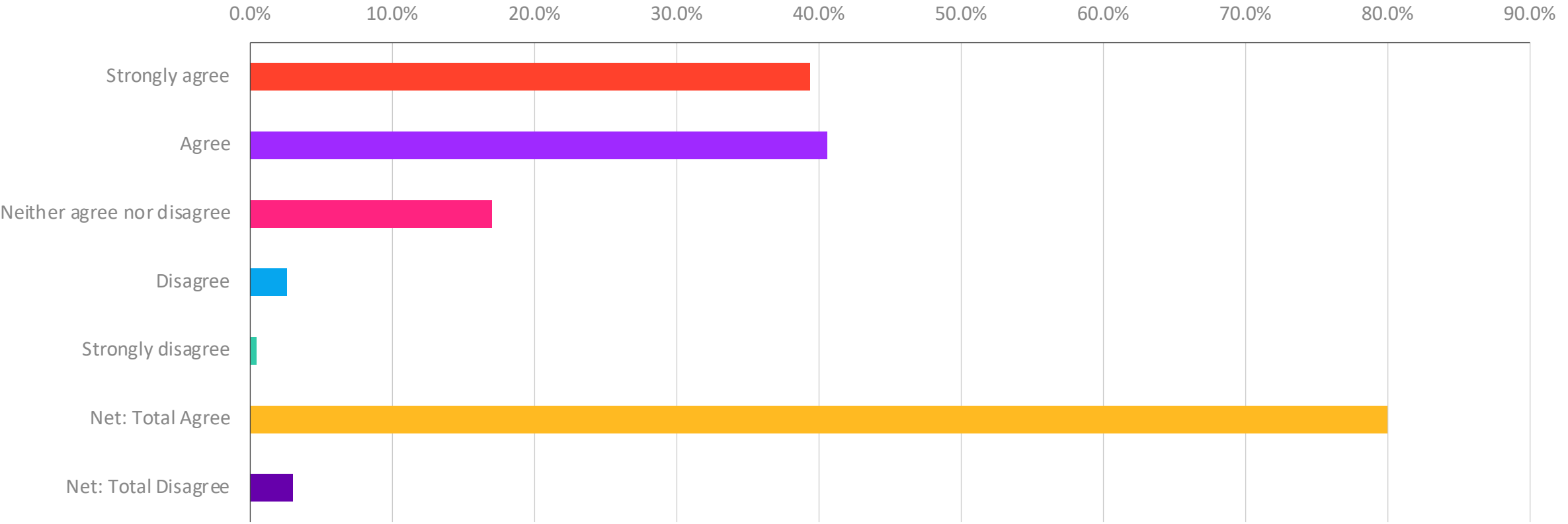
All Australian state governments currently allocate less than 2% of their transport budget to footpaths and bike lanes. In your opinion, is this amount...?Please select one option only.





# Q5. Investment in Public Transport

To what extent do you agree or disagree with the following statement? Governments should invest more in public transport. Please select one option only.



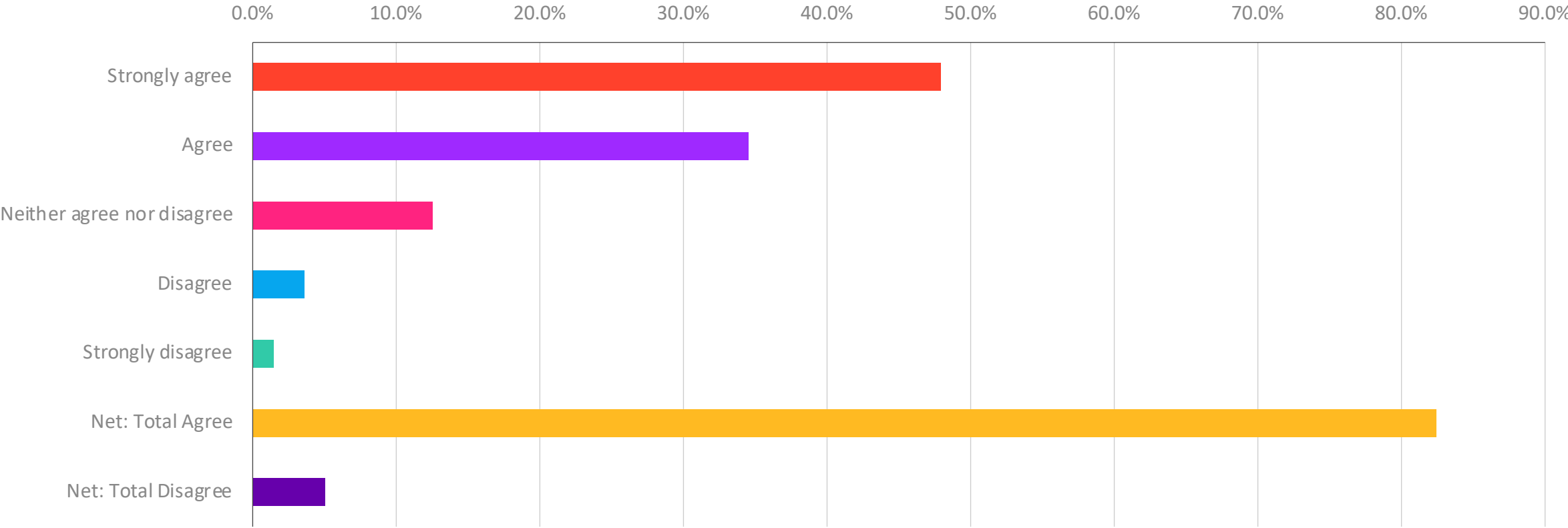
## Q6. Reasons for Investing in Public Transport

The following statements are some of the reasons for increasing local/state government investment in public transportation. To what extent do you agree or disagree with them?

Q6. Reasons for Investing in Public Transport								
Q6. Reasons for Investing in Public Transport	Strongly agree	Agree	Neither agree nor disagree	Disagree	Strongly disagree	Net: Total Agree	Net: Total Disagree	Unweighted N
Ensures everyone can get around in an easy and affordable way	34.3%	48.9%	12.6%	3.2%	1.0%	83.2%	4.2%	2163
Enhances mobility for people who can't or don't drive (such as older people, younger people, and people with a disability)	40.5%	47.8%	9.3%	1.9%	0.5%	88.3%	2.4%	2163
Reduces car traffic in my local area	29.7%	41.7%	18.9%	8.2%	1.5%	71.4%	9.8%	2163
Enables more people to travel in a way that improves local air quality and reduces the burden on the health system	30.4%	46.3%	17.9%	4.2%	1.2%	76.7%	5.4%	2163
Creates more jobs in the public transportation sector	28.5%	50.9%	15.9%	3.5%	1.1%	79.5%	4.6%	2163
Reduces emissions and helps address climate change	31.6%	42.4%	18.0%	5.4%	2.6%	74.0%	7.9%	2163

# Q7. Public Transport and Housing Estates

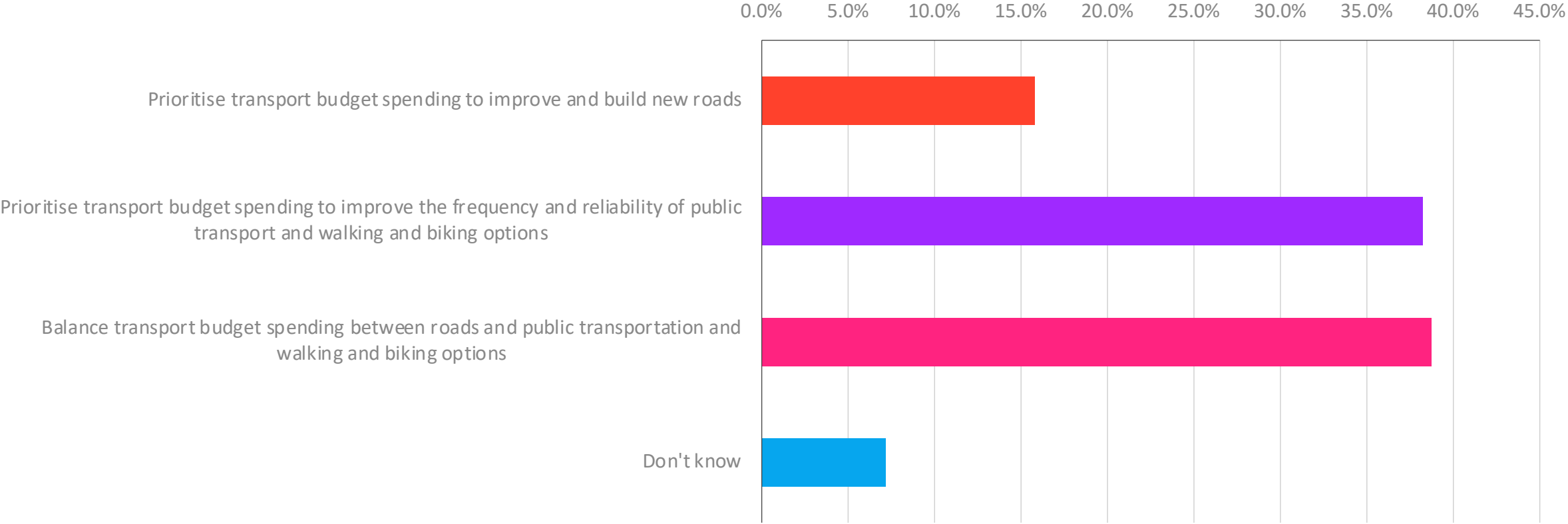
To what extent do you agree or disagree with the following statement? To avoid worsening car traffic, governments should plan ahead and invest more in public transport services before new housing estates are completed. Please select one option only.





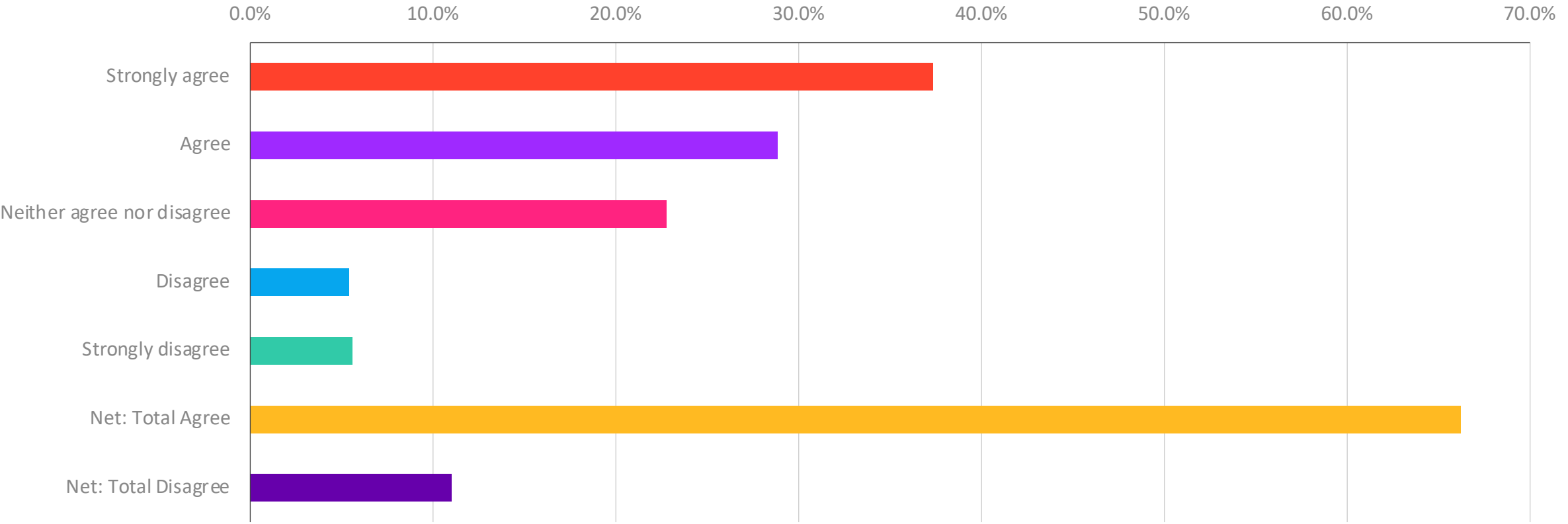
# Q8. Funding for Roads/Public Transport

Which of the following statements best reflects your view? State governments should...Please select one option only.



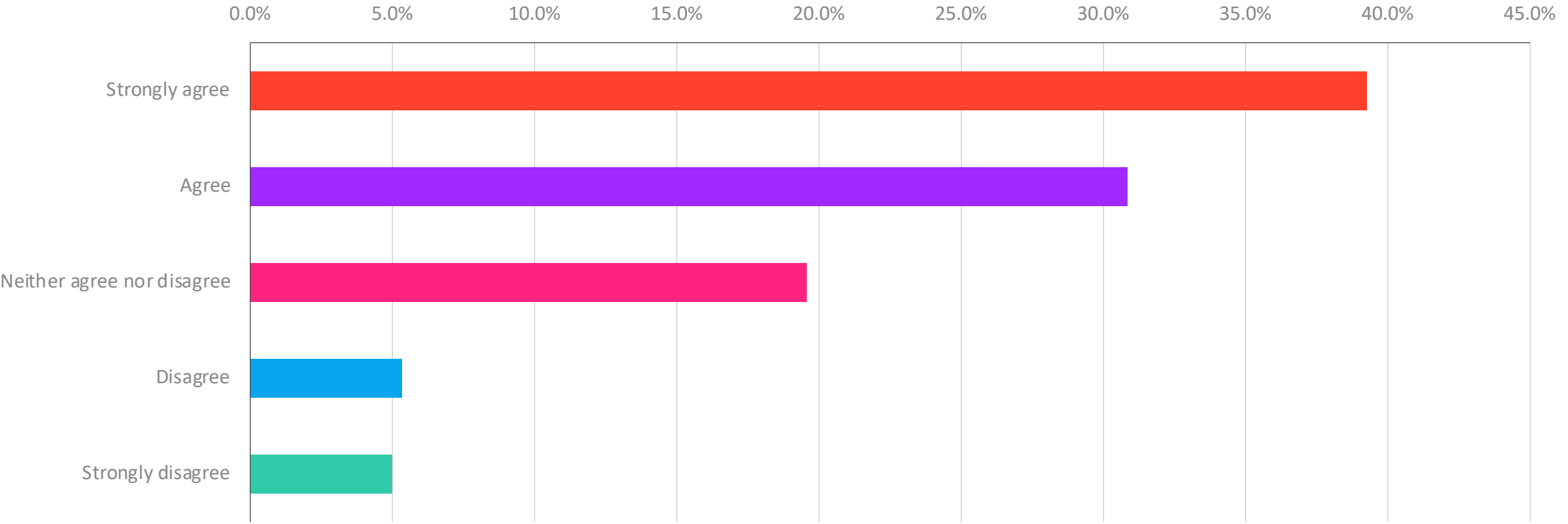
# Q9. Replace Diesel/Petrol Buses with Electric Buses

To what extent do you agree or disagree with the following statement? Governments should replace all diesel and petrol buses with renewable-powered electric buses by 2030 at the latest. Please select one option only.



# Q9a. Electrify Buses and Manufacture in Australia

To what extent do you agree or disagree with the following statement? Let's electrify all our buses as quickly as we can, manufacture them in Australia, and power them by our sun and wind. Please select one option only.





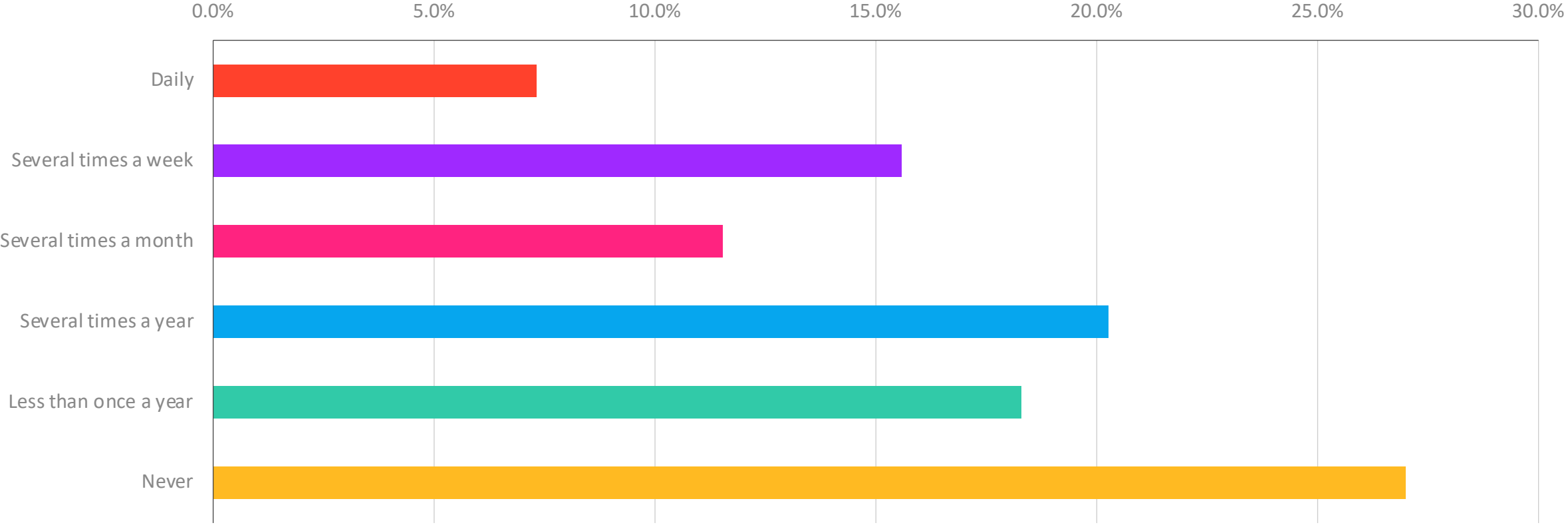
# Q10. Reasons for Investing in Electric Buses

The following statements are some of the reasons for the local/state government to invest in renewable-powered electric buses.To what extent do you agree or disagree with them as reasons to invest in renewable-powered electric buses?

Q10. Reasons for Investing in Electric Buses								
Q10. Reasons for Investing in Electric Buses	Strongly agree	Agree	Neither agree nor disagree	Disagree	Strongly disagree	Net: Total Agree	Net: Total Disagree	Unweighted N
Improves local air quality	37.1%	44.2%	13.0%	4.1%	1.7%	81.2%	5.8%	2163
Reduces greenhouse gas emissions and helps address climate change	38.2%	39.0%	15.0%	4.3%	3.5%	77.2%	7.8%	2163
Reduces dependence on foreign oil	39.9%	39.9%	14.9%	3.4%	1.9%	79.8%	5.3%	2163
Reduces Australia's use of fossil fuels (i.e., coal, oil, and gas)	40.2%	38.2%	13.9%	4.9%	2.9%	78.3%	7.8%	2163
Reduces noise pollution	30.0%	42.6%	20.6%	4.6%	2.3%	72.6%	6.8%	2163
Cheaper to operate and maintain	24.0%	34.4%	31.3%	6.4%	4.0%	58.4%	10.4%	2163
Boosts the Australian manufacturing industry	33.4%	43.7%	18.3%	2.2%	2.4%	77.1%	4.6%	2163

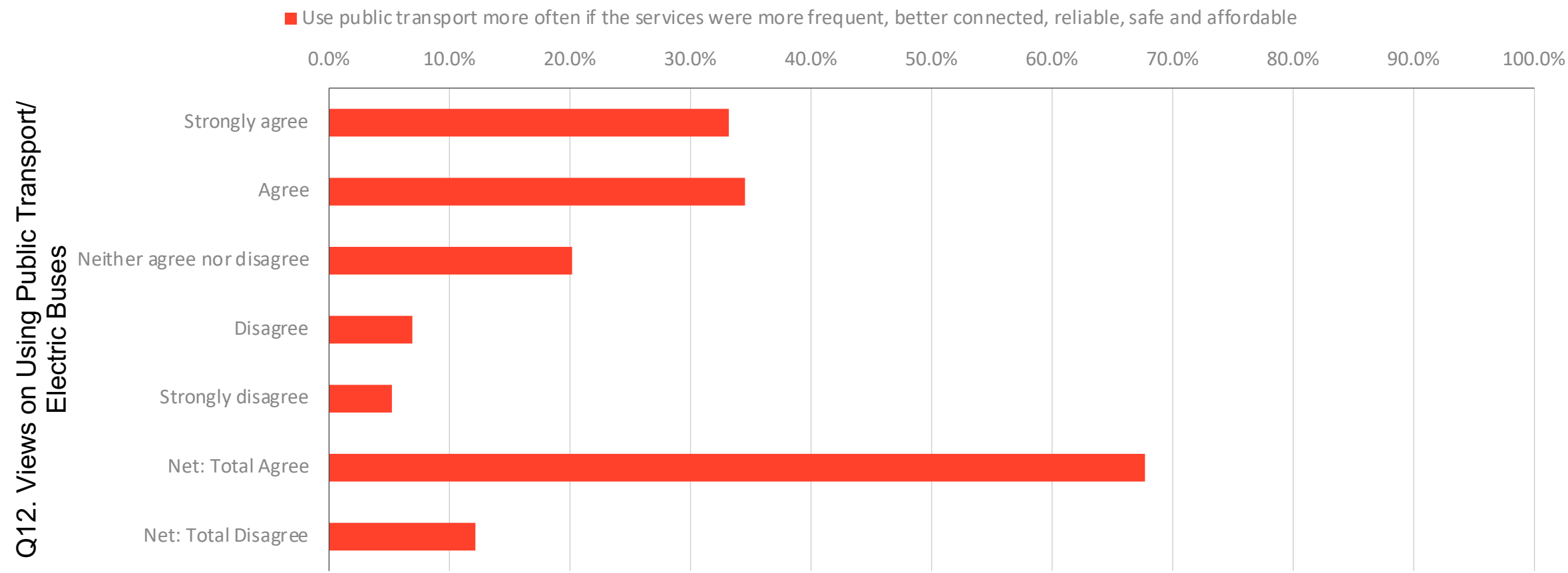
# Q11. Frequency of Using Public Transport

How often do you use public transport to get around (to work, school, shops, etc.)?Please select one option only.



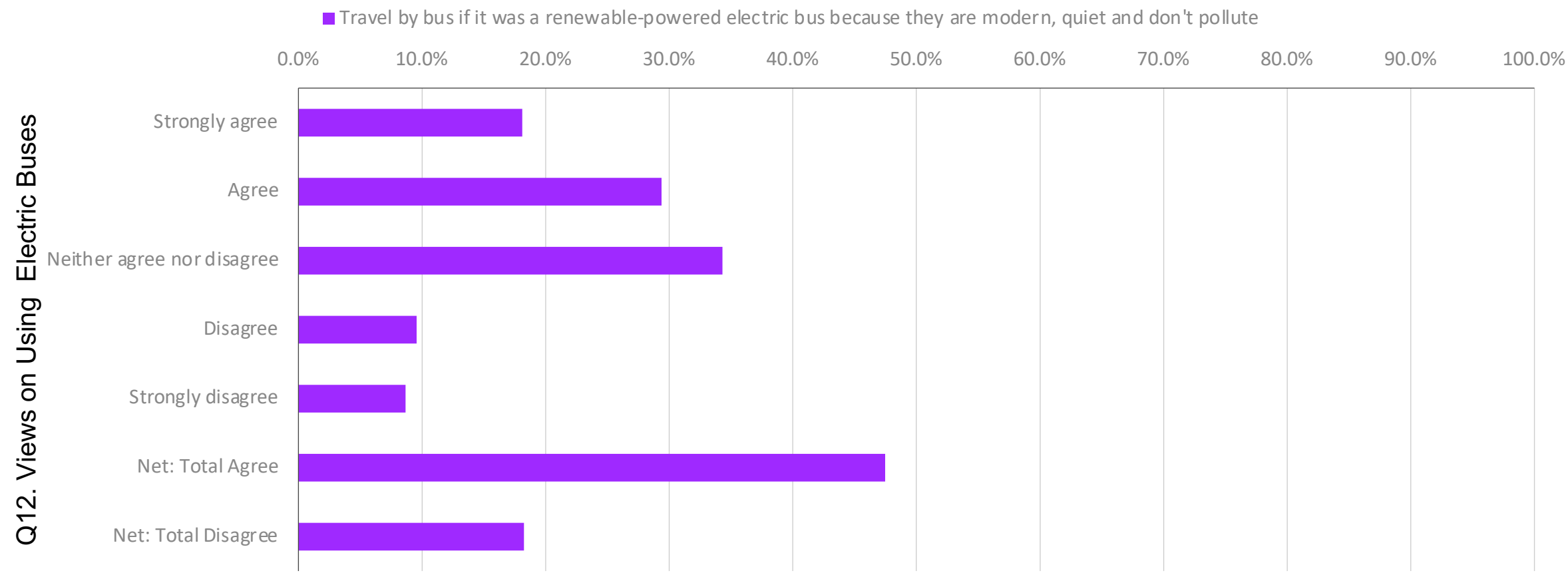
# Q12. Views on Using Public Transport

To what extent do you agree or disagree with the following statement? I would be more willing to...Please select one option per row.



# Q12a. Views on Electric Buses

To what extent do you agree or disagree with the following statements? I would be more willing to...Please select one option per row.



# Q13. Frequency of Walking

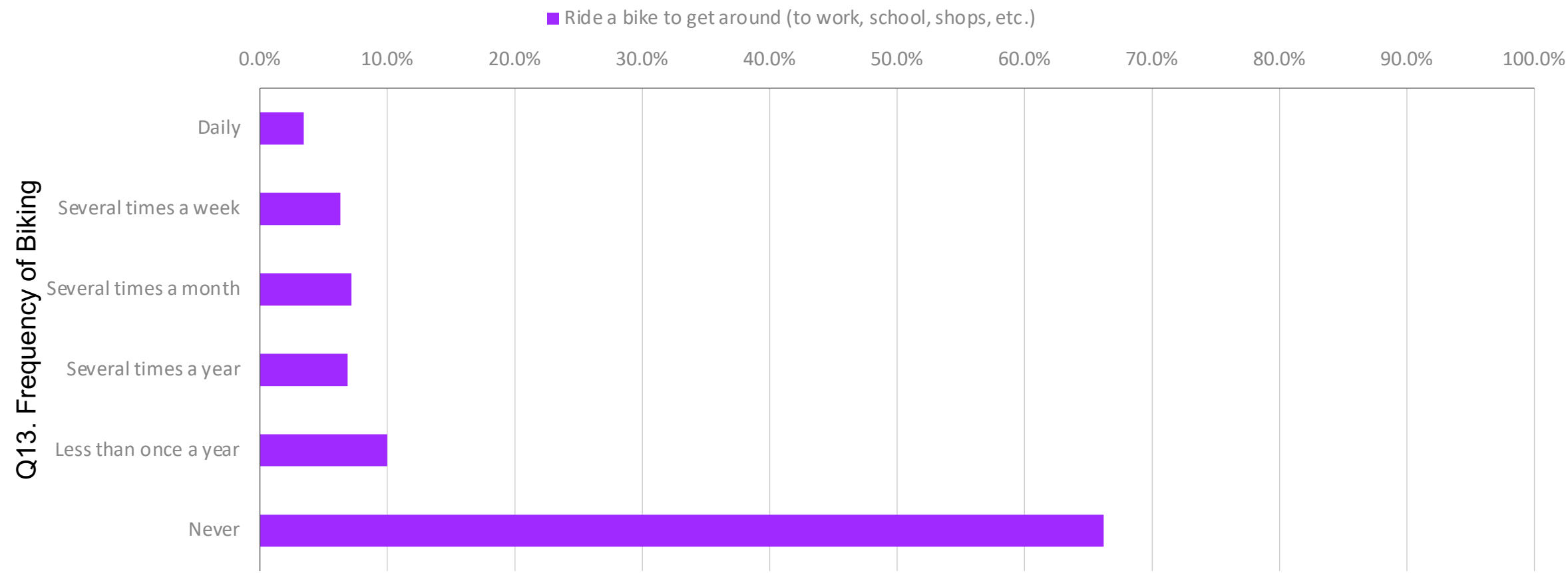
How often do you...?Please select one optioxn only.



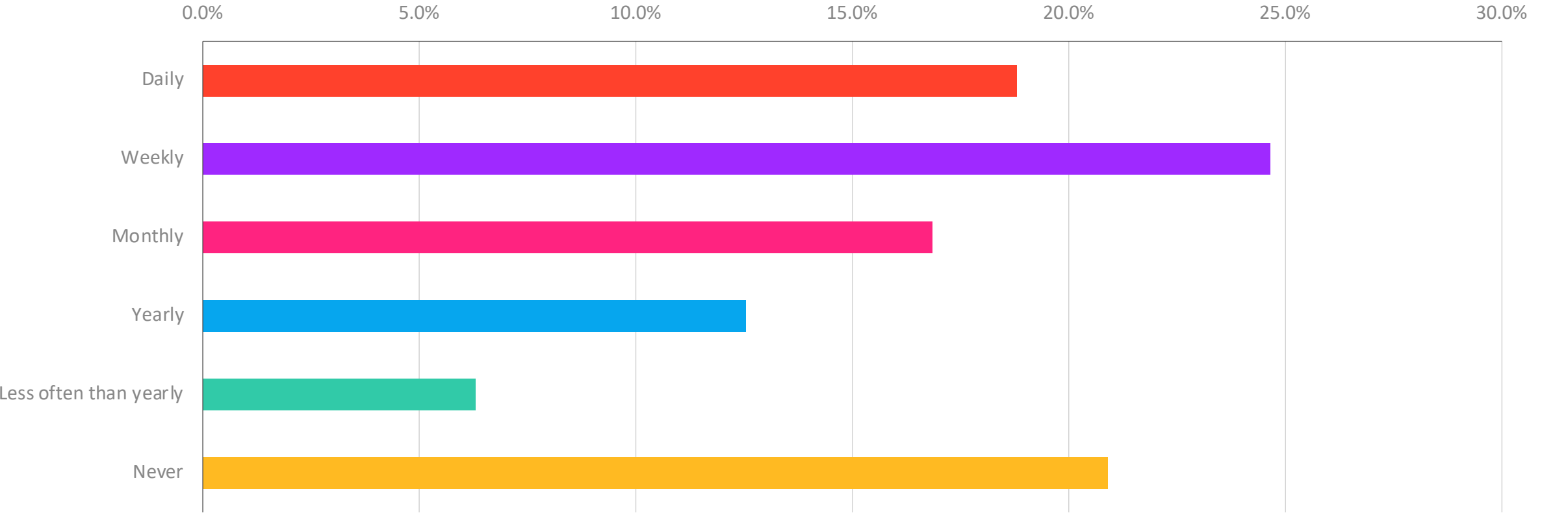


# Q13a. Frequency of Biking

How often do you...? Please select one option only.

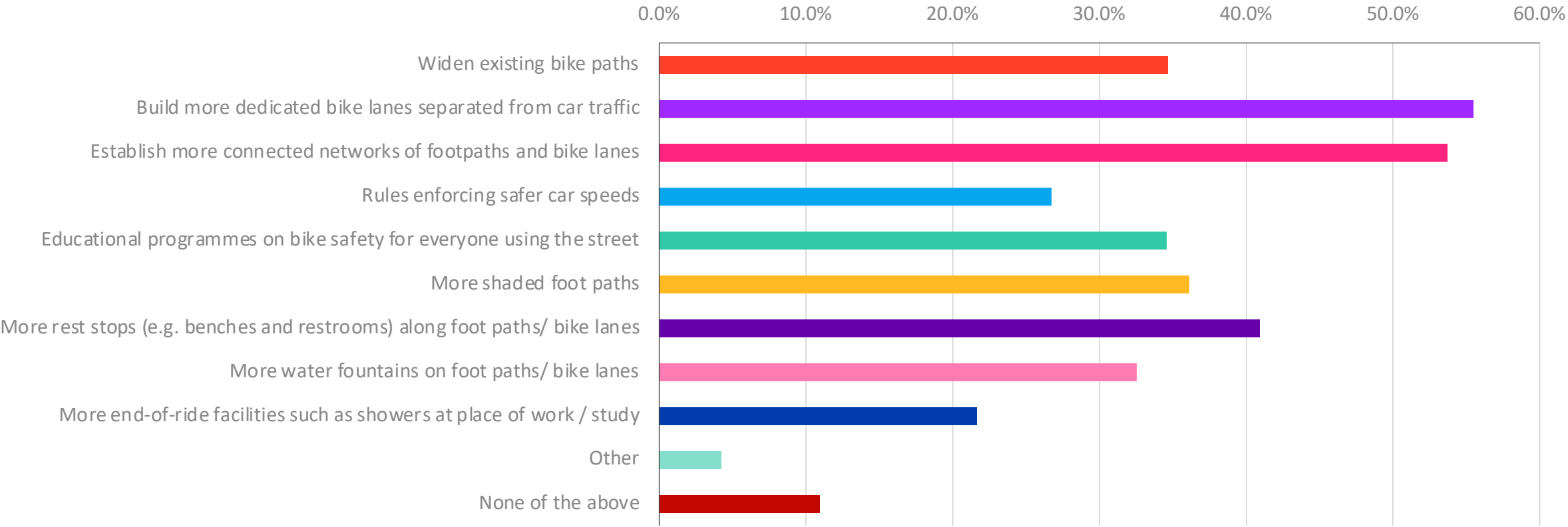


Q13. Walking/Biking MERGE



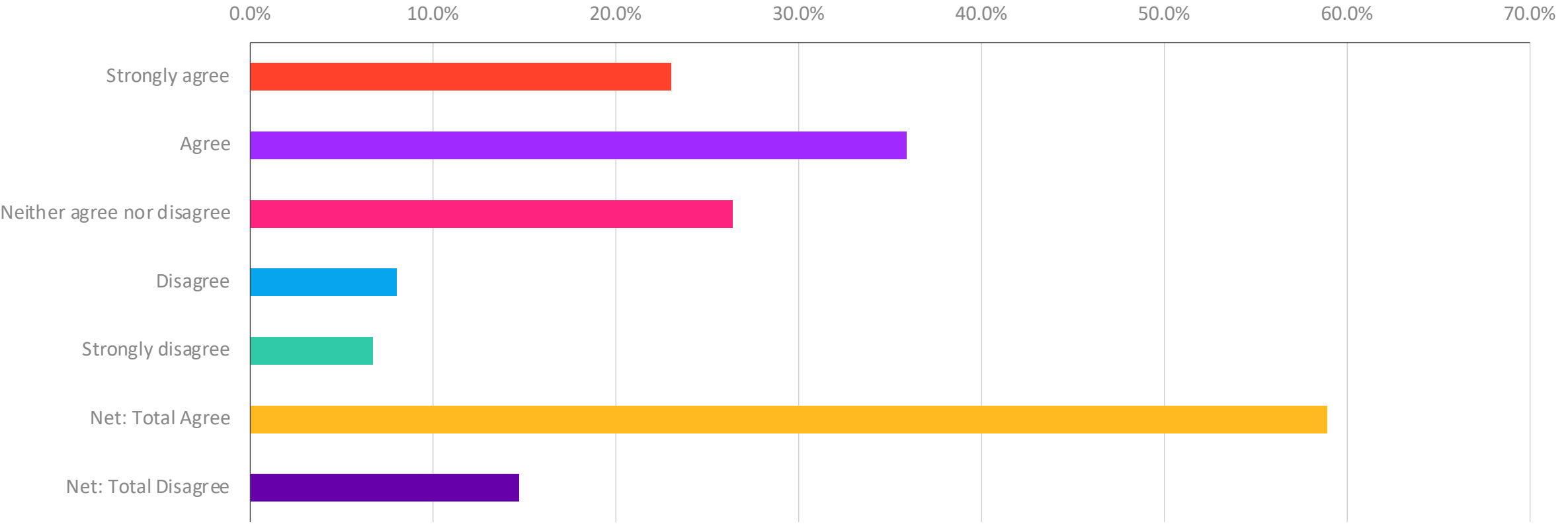
# Q14. Government Investments

What would you most like to see governments invest in, or improve, when it comes to walking and/or riding a bike to get around? Please select all that apply.



# Q15. Views on Walking or Biking More

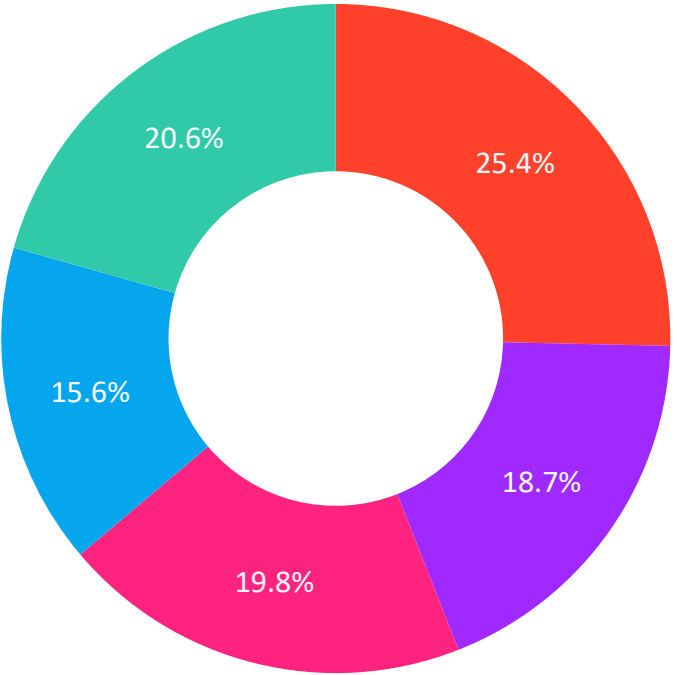
To what extent do you agree or disagree with the following statement? If walking and bike-riding infrastructure (i.e. wider paths/ bike lanes, more connections with other paths/ bike lanes, etc.) were improved, I would be more willing to walk or ride more often when commuting or for leisure. Please select one option only.



# Q16. Views on Free Electric Bikes

Electric bikes are power-assisted bicycles that help people of all fitness levels ride further and up hills more easily, and carry extra weight like equipment, kids or groceries. If your state or local government offered residents to try electric bikes for free, would you be interested or not interested in doing so? Please select one option only.

Extremely interested    Very interest    Fairly interested    Possibly interested    Not at all interested

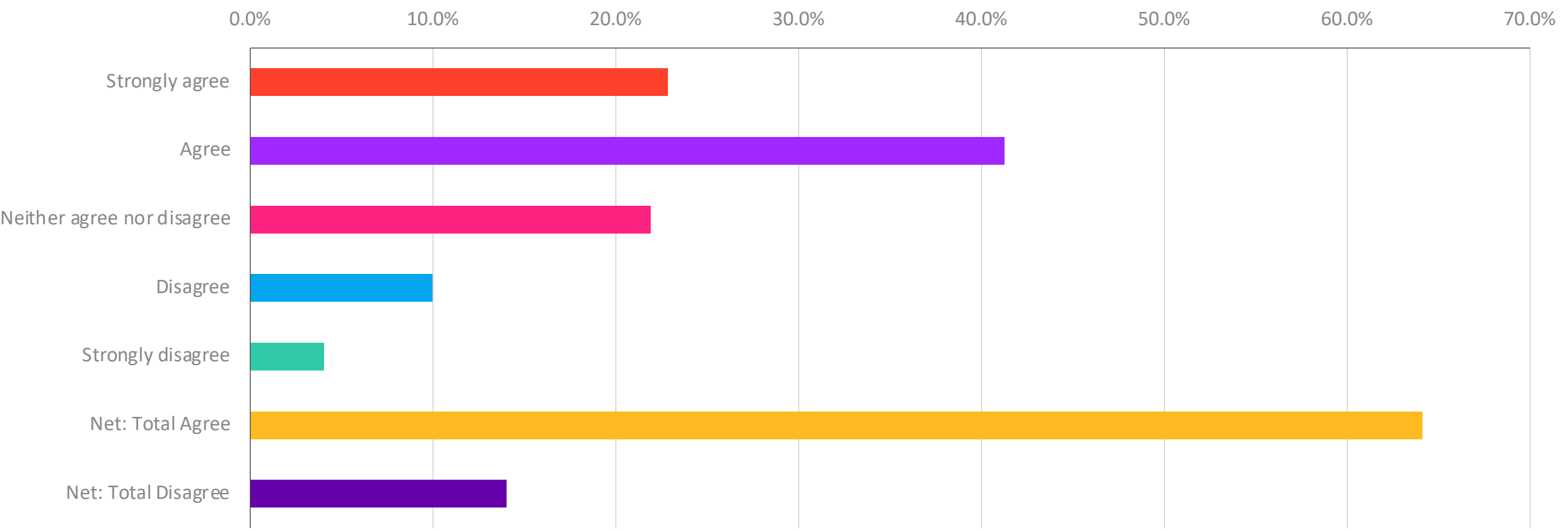




# VICTORIA

# Q1. Investment in Footpaths/Bikelanes

To what extent do you agree or disagree with the following statement? Local/state governments should invest more in footpaths and bike lanes.  
Please select one option only.



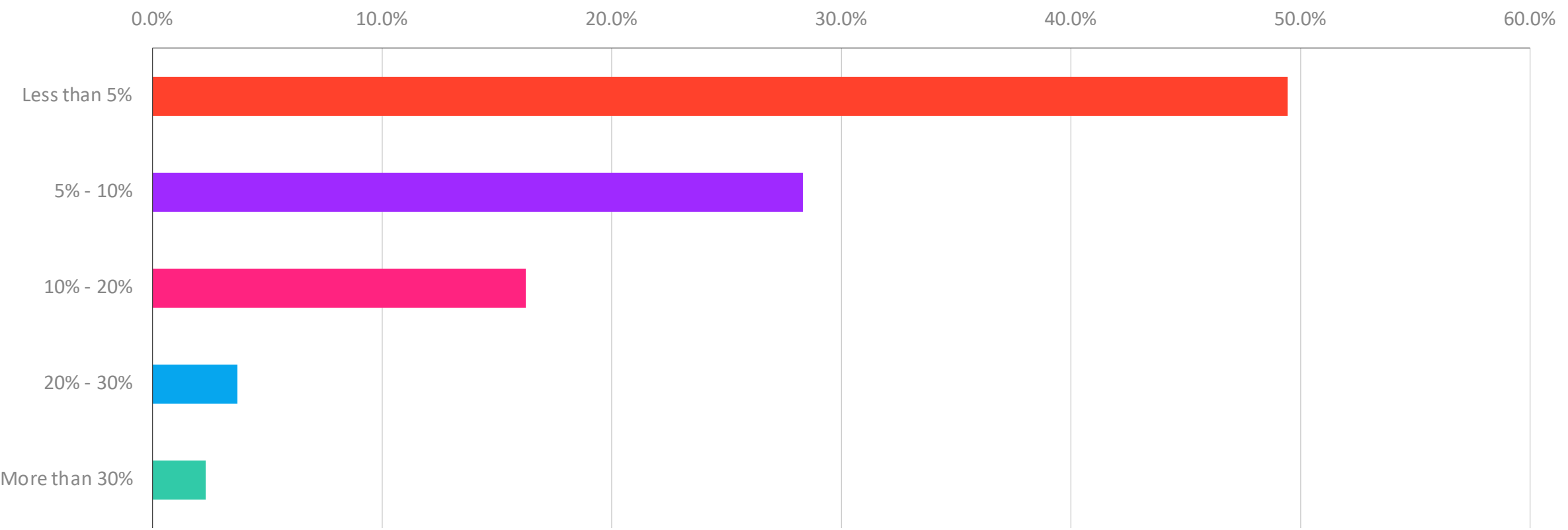
## Q2. Reasons for Investing in Footpaths/Bikelanes

The following statements are some of the reasons for increasing local/state government investment in footpaths and bike lanes. To what extent do you agree or disagree with them?

Q2. Reasons for Investing in Footpaths/Bikelanes								
Q2. Reasons for Investing in Footpaths/Bikelanes	Strongly agree	Agree	Neither agree nor disagree	Disagree	Strongly disagree	Net: Total Agree	Net: Total Disagree	Unweighted N
So that people can get around their community in a safe and affordable way	29.8%	47.8%	15.9%	4.0%	2.4%	77.6%	6.4%	409
Enhances mobility for people who can't or don't drive (such as older people, younger people, and people with a disability)	35.1%	42.0%	15.2%	5.5%	2.1%	77.1%	7.7%	409
Reduces local car traffic	20.5%	38.2%	23.2%	15.0%	3.1%	58.7%	18.1%	409
Increases the number of people who can travel in a way that doesn't worsen local air pollution or climate change	28.5%	42.1%	20.2%	6.0%	3.3%	70.6%	9.2%	409
Improves people's health and wellbeing, which leads to savings for the health system	26.8%	47.1%	17.8%	5.8%	2.4%	73.9%	8.3%	409
Improves walking and bike-riding options	31.1%	47.1%	15.9%	3.7%	2.2%	78.2%	5.9%	409
Improves quality of life	26.7%	42.5%	20.6%	6.0%	4.2%	69.2%	10.2%	409
Creates more jobs in communities	14.5%	39.5%	29.7%	12.7%	3.6%	54.0%	16.4%	409

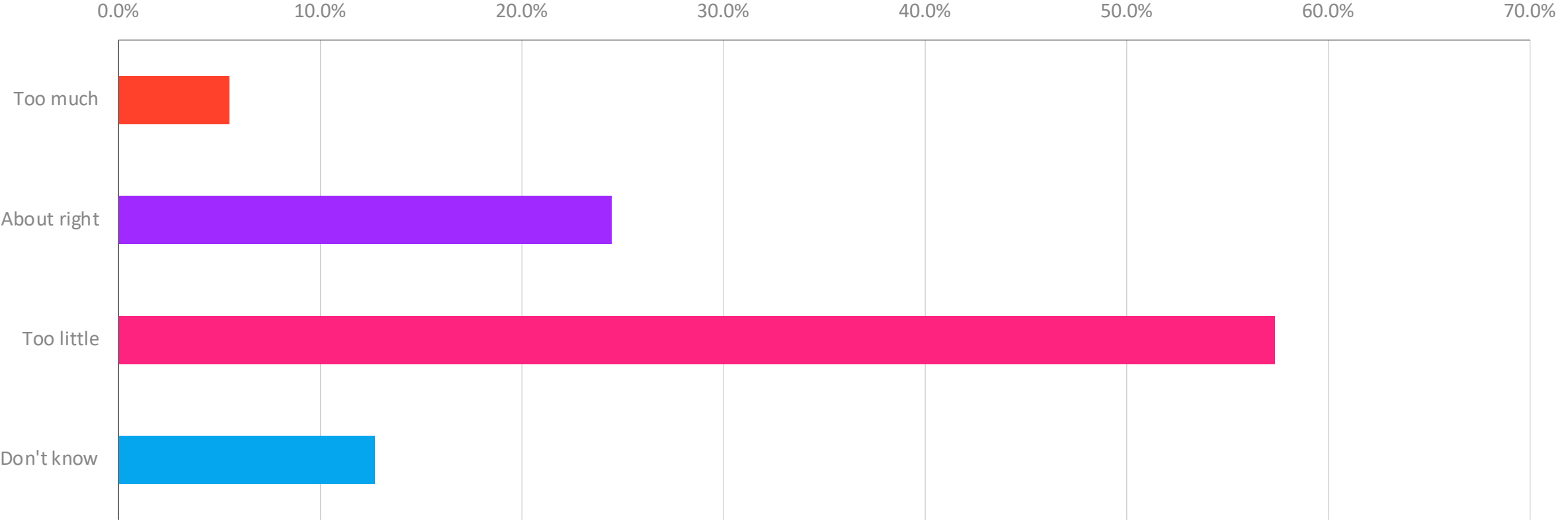
### Q3. Amount of Gov Transport Spending on Footpaths/Bikelanes

To the best of your knowledge, what percentage of your state / territory governments' transport budget is allocated to footpaths and bike lanes?  
If unsure, please provide your best guess. Please select one option only.



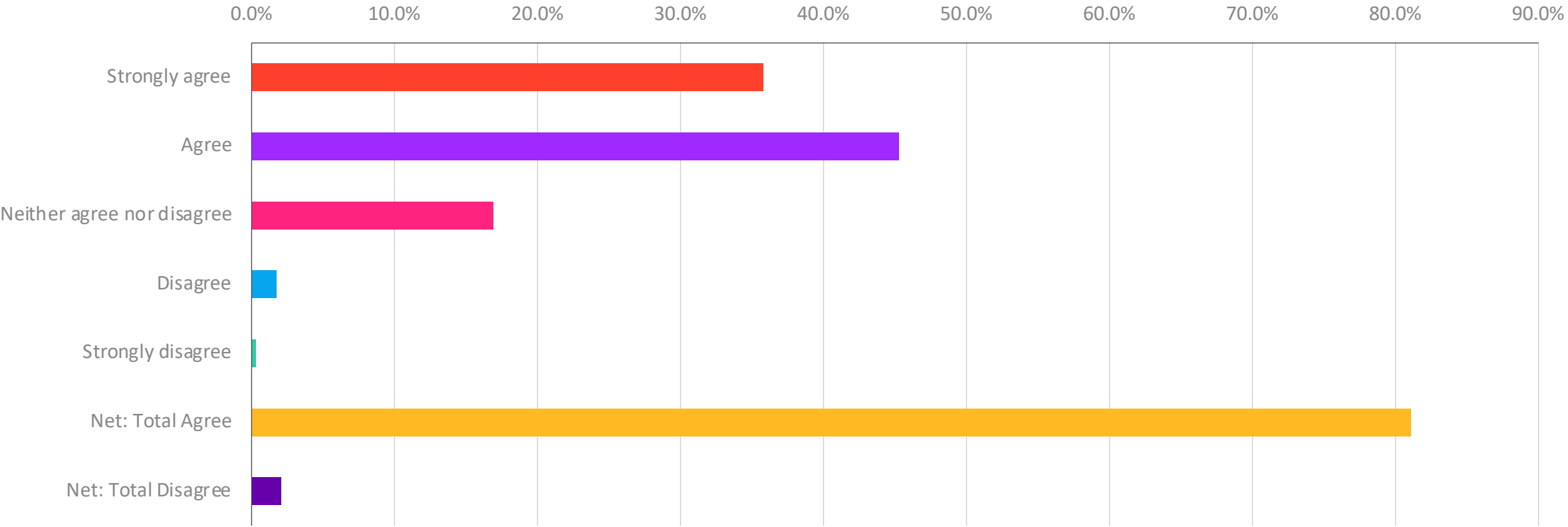
# Q4. Views on Gov Transport Spending on Footpaths/Bikelanes

All Australian state governments currently allocate less than 2% of their transport budget to footpaths and bike lanes. In your opinion, is this amount...?Please select one option only.



# Q5. Investment in Public Transport

To what extent do you agree or disagree with the following statement? Governments should invest more in public transport. Please select one option only.



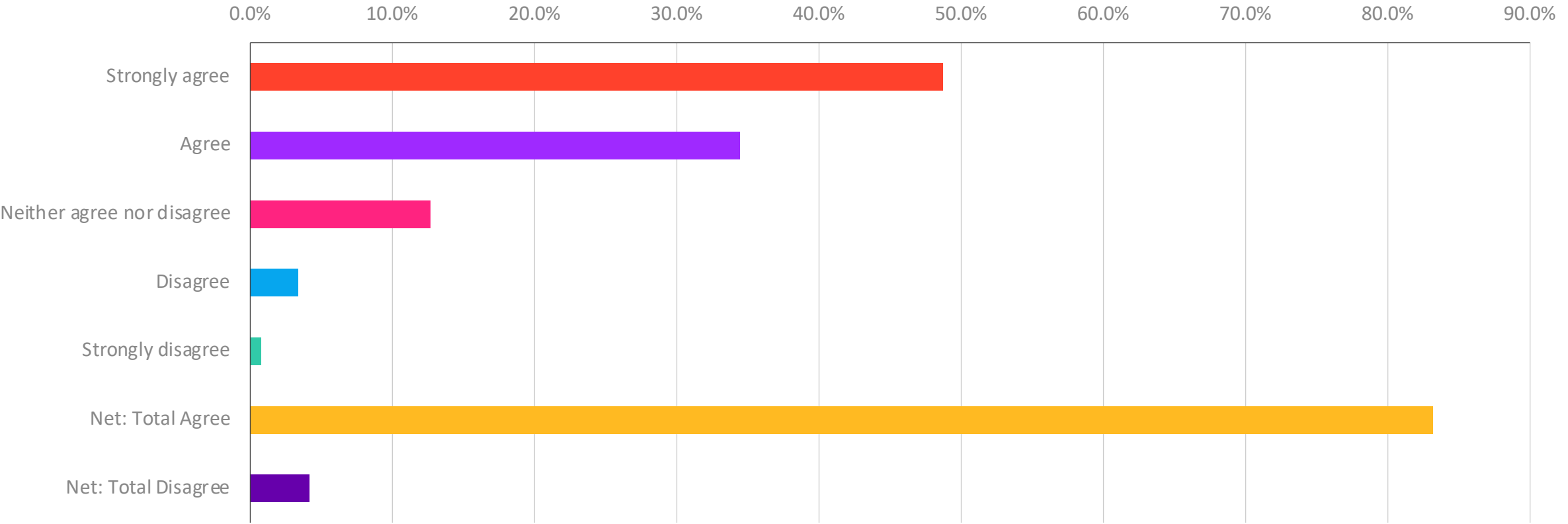
# Q6. Reasons for Investing in Public Transport

The following statements are some of the reasons for increasing local/state government investment in public transportation. To what extent do you agree or disagree with them?

Q6. Reasons for Investing in Public Transport								
Q6. Reasons for Investing in Public Transport	Strongly agree	Agree	Neither agree nor disagree	Disagree	Strongly disagree	Net: Total Agree	Net: Total Disagree	Unweighted N
Ensures everyone can get around in an easy and affordable way	34.3%	47.5%	13.9%	3.5%	0.8%	81.8%	4.3%	409
Enhances mobility for people who can't or don't drive (such as older people, younger people, and people with a disability)	39.5%	48.6%	9.6%	1.8%	0.5%	88.1%	2.3%	409
Reduces car traffic in my local area	29.0%	40.8%	18.8%	10.4%	1.1%	69.8%	11.5%	409
Enables more people to travel in a way that improves local air quality and reduces the burden on the health system	28.7%	44.6%	20.6%	4.6%	1.4%	73.3%	6.0%	409
Creates more jobs in the public transportation sector	28.8%	52.4%	14.9%	3.1%	0.8%	81.2%	3.9%	409
Reduces emissions and helps address climate change	31.6%	43.0%	16.7%	6.5%	2.2%	74.6%	8.7%	409

# Q7. Public Transport and Housing Estates

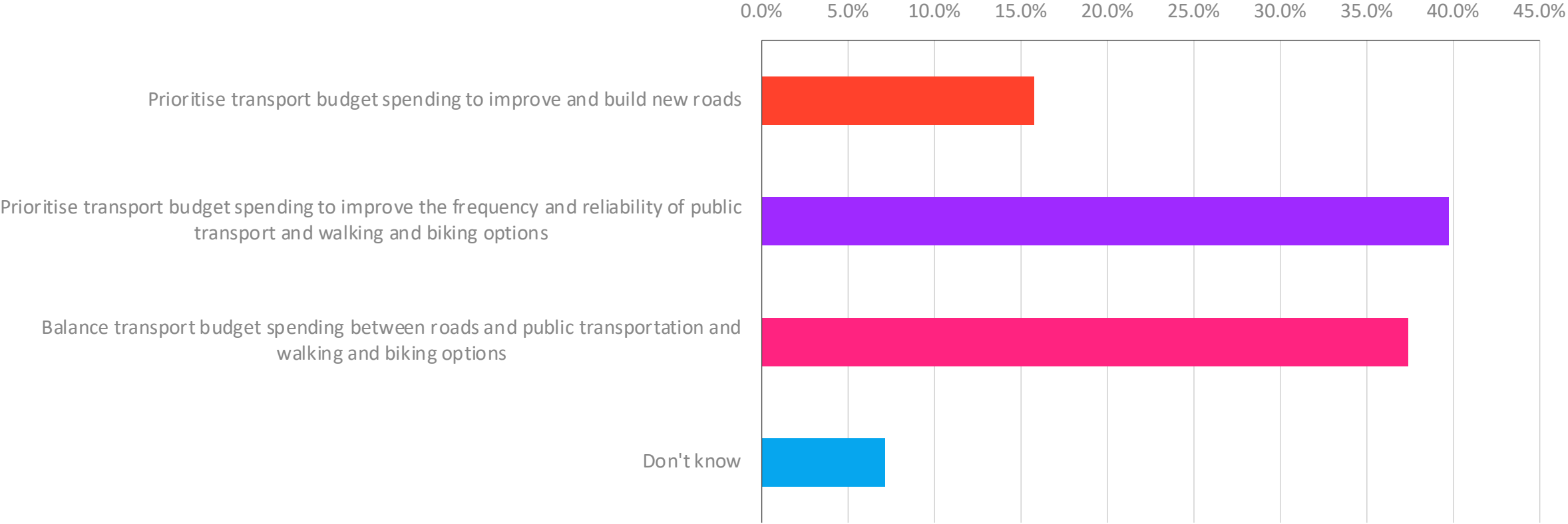
To what extent do you agree or disagree with the following statement? To avoid worsening car traffic, governments should plan ahead and invest more in public transport services before new housing estates are completed. Please select one option only.





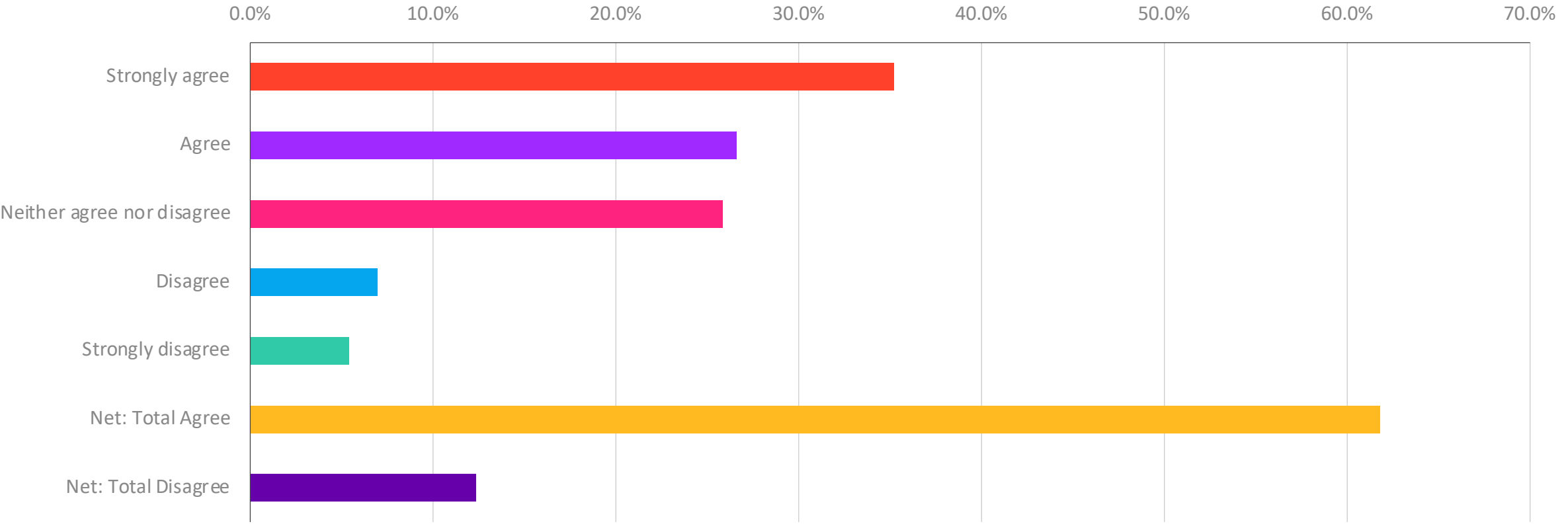
# Q8. Funding for Roads/Public Transport

Which of the following statements best reflects your view? State governments should...Please select one option only.



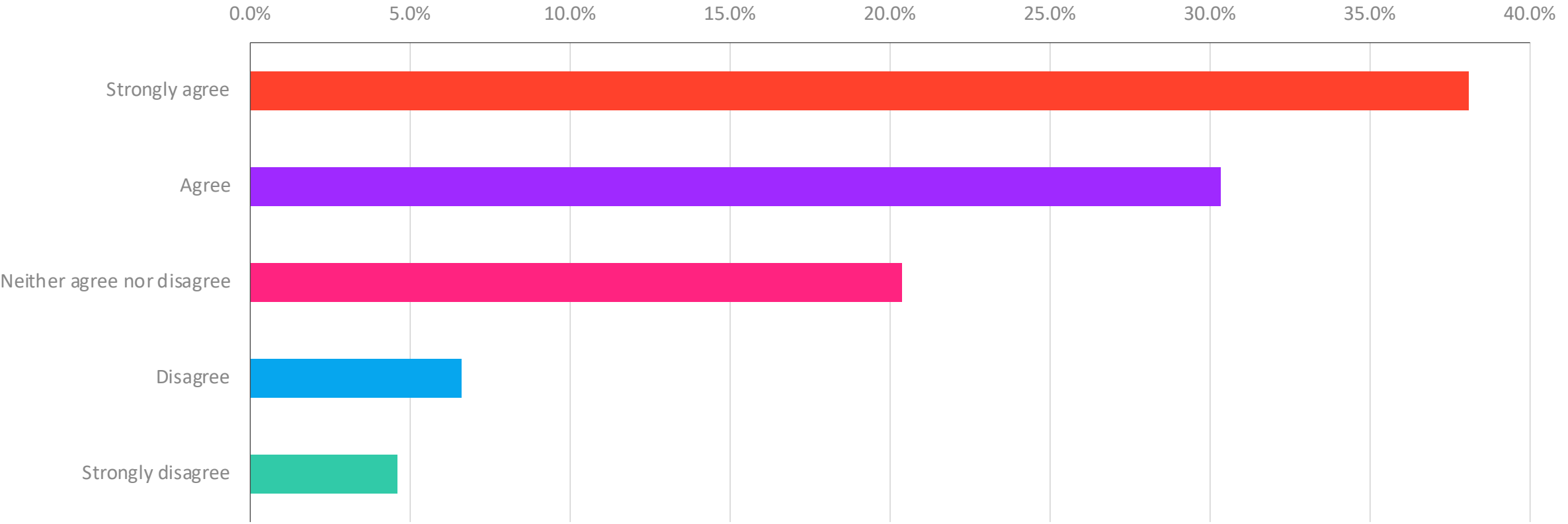
# Q9. Replace Diesel/Petrol Buses with Electric Buses

To what extent do you agree or disagree with the following statement? Governments should replace all diesel and petrol buses with renewable-powered electric buses by 2030 at the latest. Please select one option only.



# Q9a. Electrify Buses and Manufacture in Australia

To what extent do you agree or disagree with the following statement? Let's electrify all our buses as quickly as we can, manufacture them in Australia, and power them by our sun and wind. Please select one option only.



# Q10. Reasons for Investing in Electric Buses

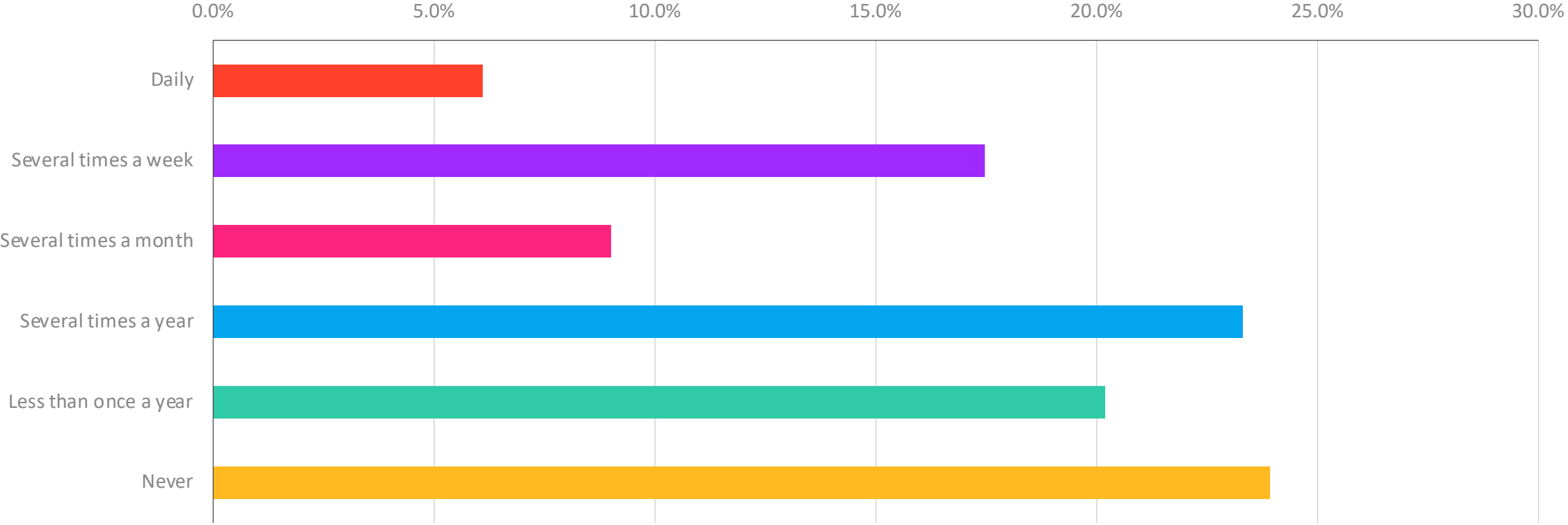
The following statements are some of the reasons for the local/state government to invest in renewable-powered electric buses.To what extent do you agree or disagree with them as reasons to invest in renewable-powered electric buses?

Q10. Reasons for Investing in Electric Buses

Q10. Reasons for Investing in Electric Buses	Strongly agree	Agree	Neither agree nor disagree	Disagree	Strongly disagree	Net: Total Agree	Net: Total Disagree	Unweighted N
Improves local air quality	38.6%	41.3%	13.3%	4.3%	2.5%	80.0%	6.7%	409
Reduces greenhouse gas emissions and helps address climate change	36.7%	39.3%	17.1%	3.8%	3.1%	76.0%	6.9%	409
Reduces dependence on foreign oil	40.0%	37.3%	16.7%	3.8%	2.3%	77.3%	6.1%	409
Reduces Australia's use of fossil fuels (i.e., coal, oil, and gas)	38.4%	40.5%	14.5%	4.2%	2.4%	78.9%	6.6%	409
Reduces noise pollution	30.4%	42.4%	20.2%	3.6%	3.4%	72.8%	7.0%	409
Cheaper to operate and maintain	21.8%	34.9%	32.1%	7.4%	3.7%	56.8%	11.1%	409
Boosts the Australian manufacturing industry	33.6%	41.5%	20.2%	2.2%	2.5%	75.1%	4.7%	409

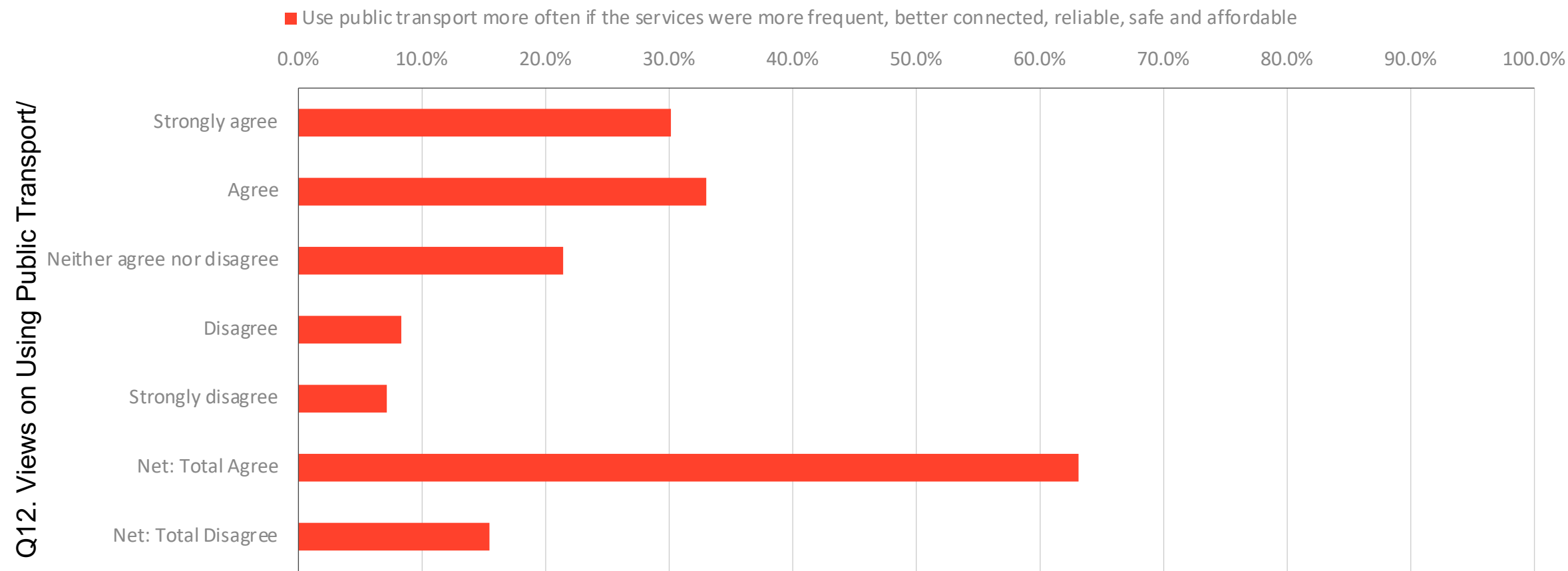
# Q11. Frequency of Using Public Transport

How often do you use public transport to get around (to work, school, shops, etc.)?Please select one option only.



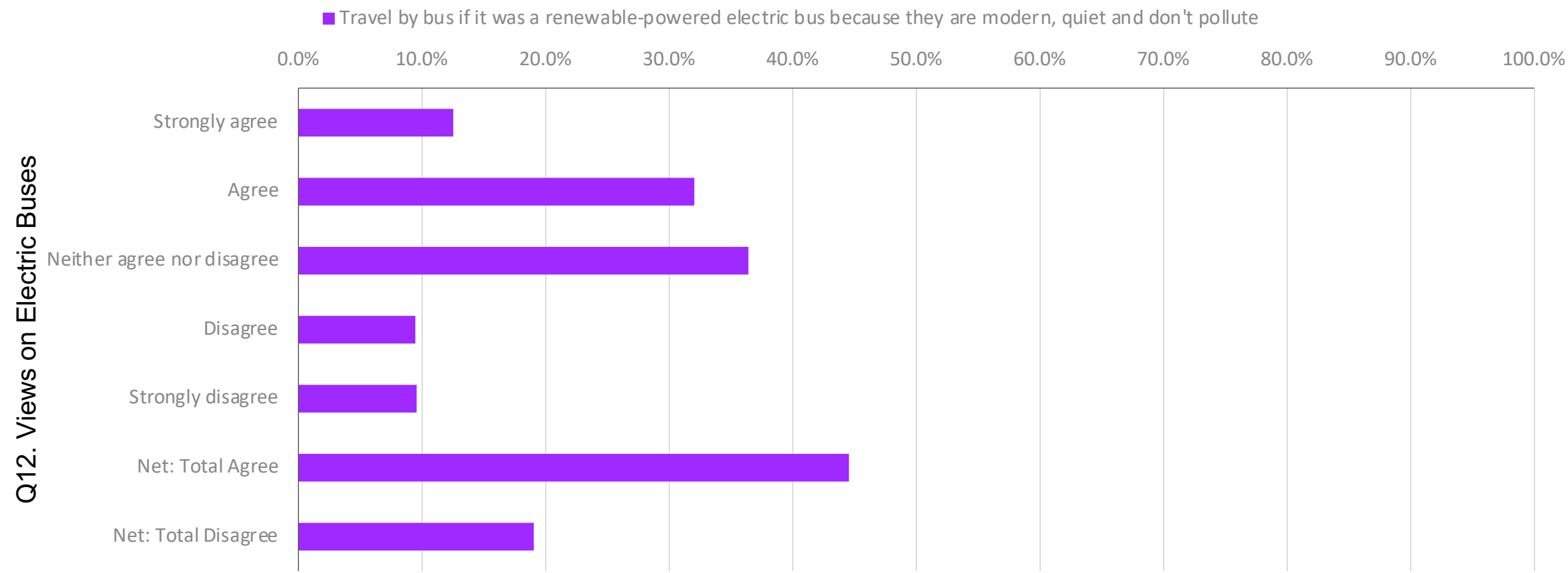
# Q12. Views on Using Public Transport

To what extent do you agree or disagree with the following statement? I would be more willing to...Please select one option per row.



# Q12a. Views on Using Electric Buses

To what extent do you agree or disagree with the following statement? I would be more willing to...Please select one option per row.



# Q13. Frequency of Walking

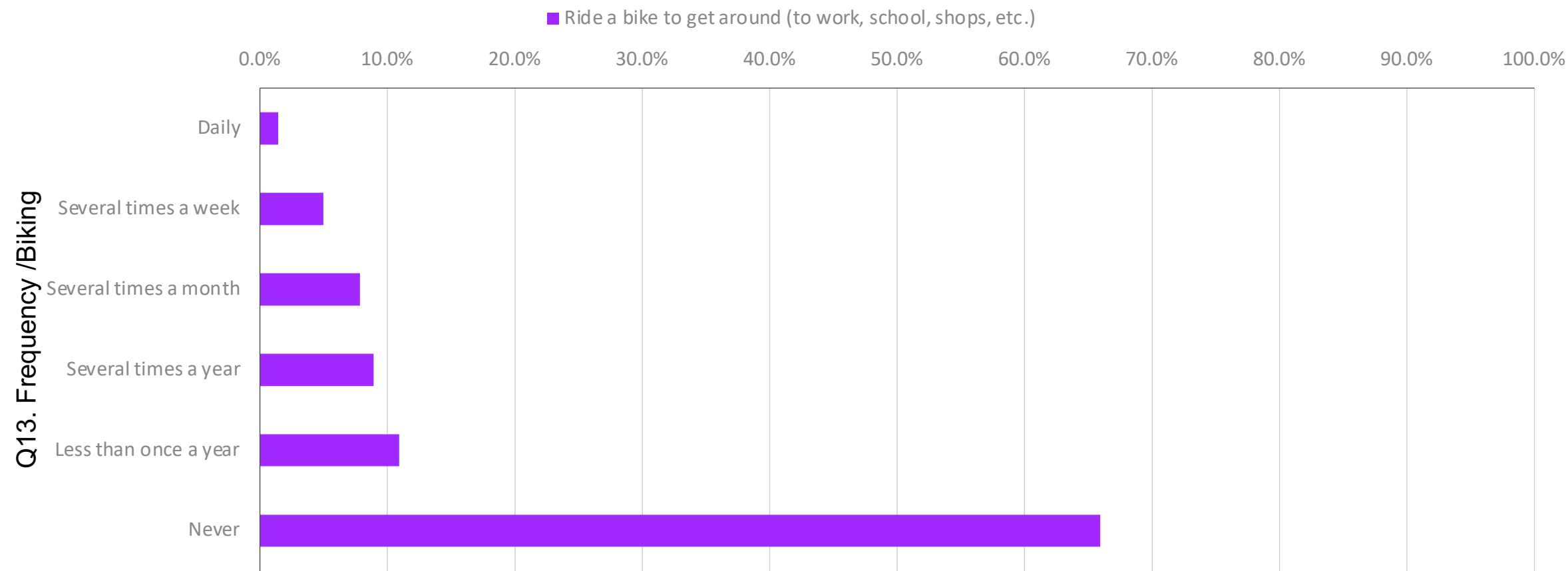
How often do you...?Please select one optioxn only.



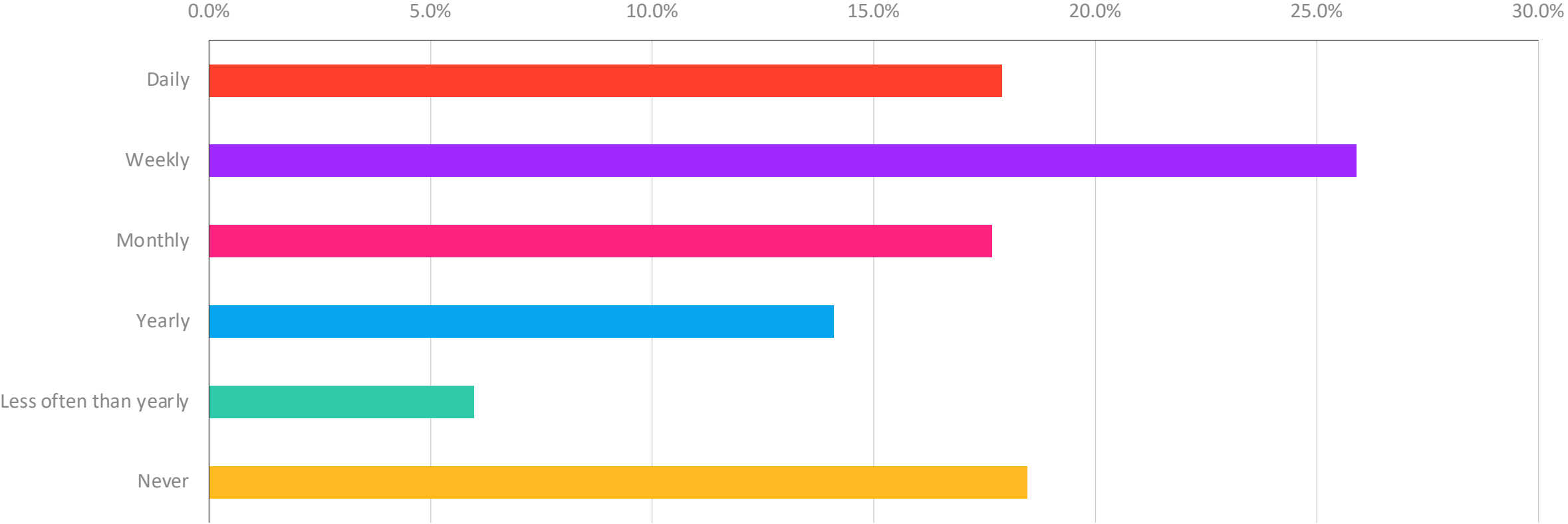


# Q13a. Frequency of Biking

How often do you...?Please select one optioxn only.

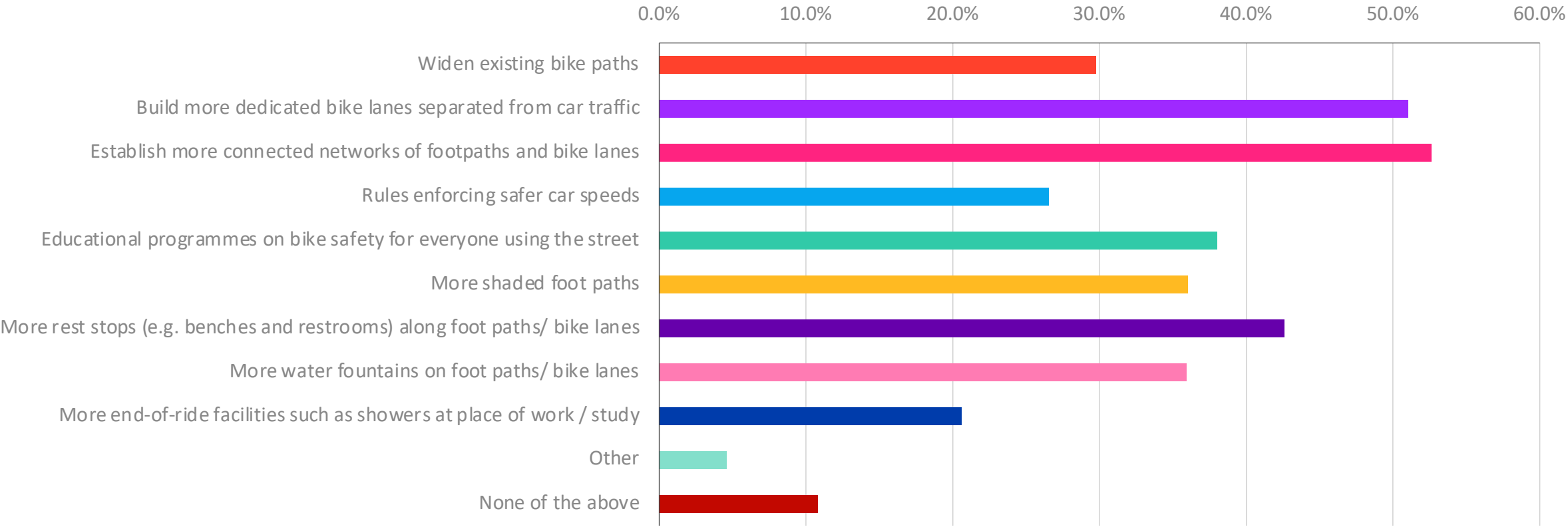


Q13. Walking/Biking MERGE



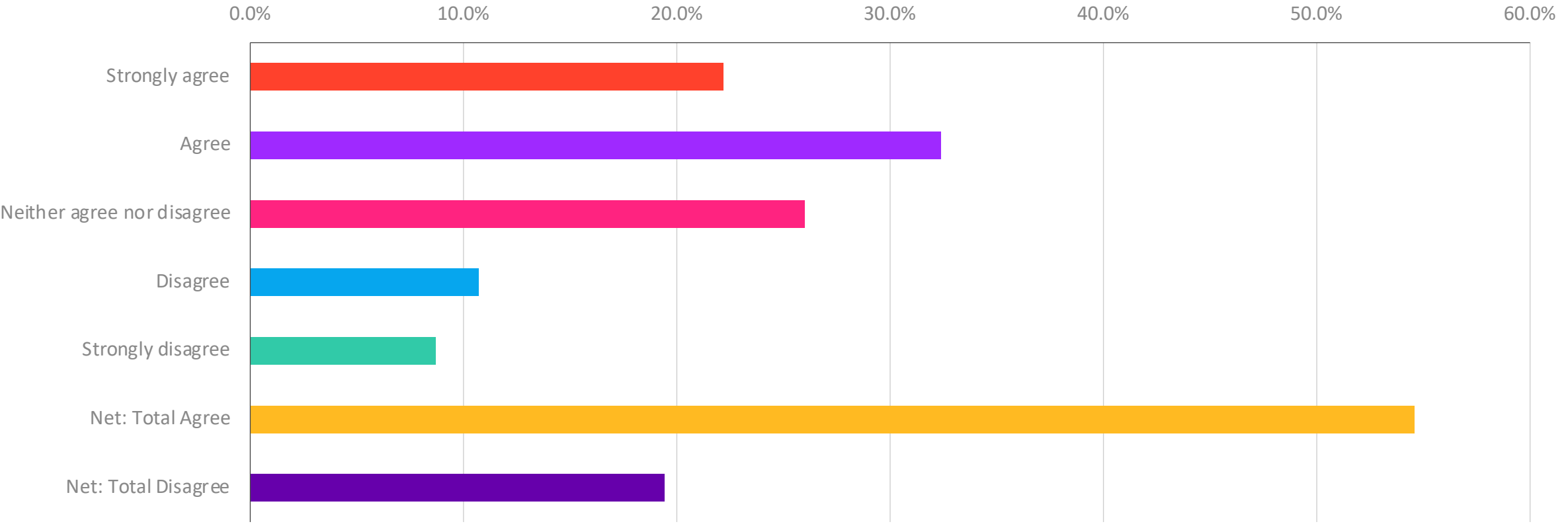
# Q14. Government Investments

What would you most like to see governments invest in, or improve, when it comes to walking and/or riding a bike to get around? Please select all that apply.



# Q15. Views on Walking or Biking More

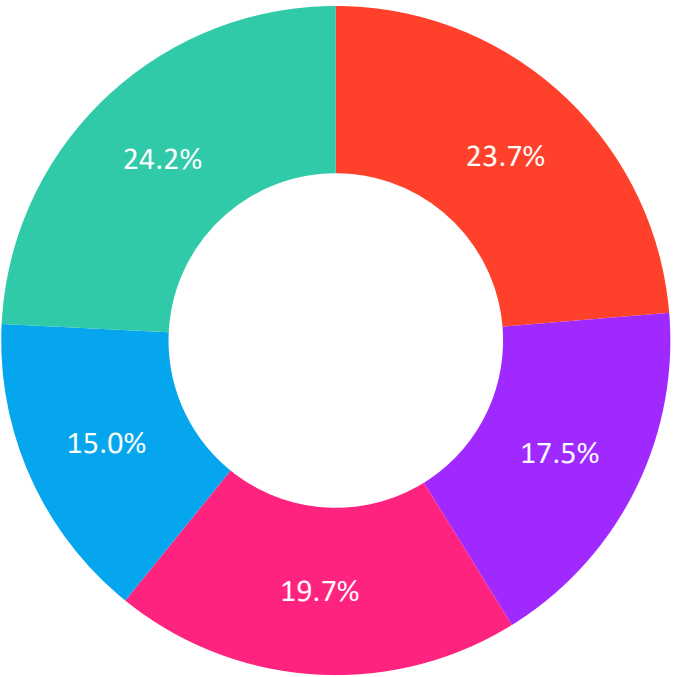
To what extent do you agree or disagree with the following statement? If walking and bike-riding infrastructure (i.e. wider paths/ bike lanes, more connections with other paths/ bike lanes, etc.) were improved, I would be more willing to walk or ride more often when commuting or for leisure. Please select one option only.



# Q16. Views on Free Electric Bikes

Electric bikes are power-assisted bicycles that help people of all fitness levels ride further and up hills more easily, and carry extra weight like equipment, kids or groceries. If your state or local government offered residents to try electric bikes for free, would you be interested or not interested in doing so? Please select one option only.

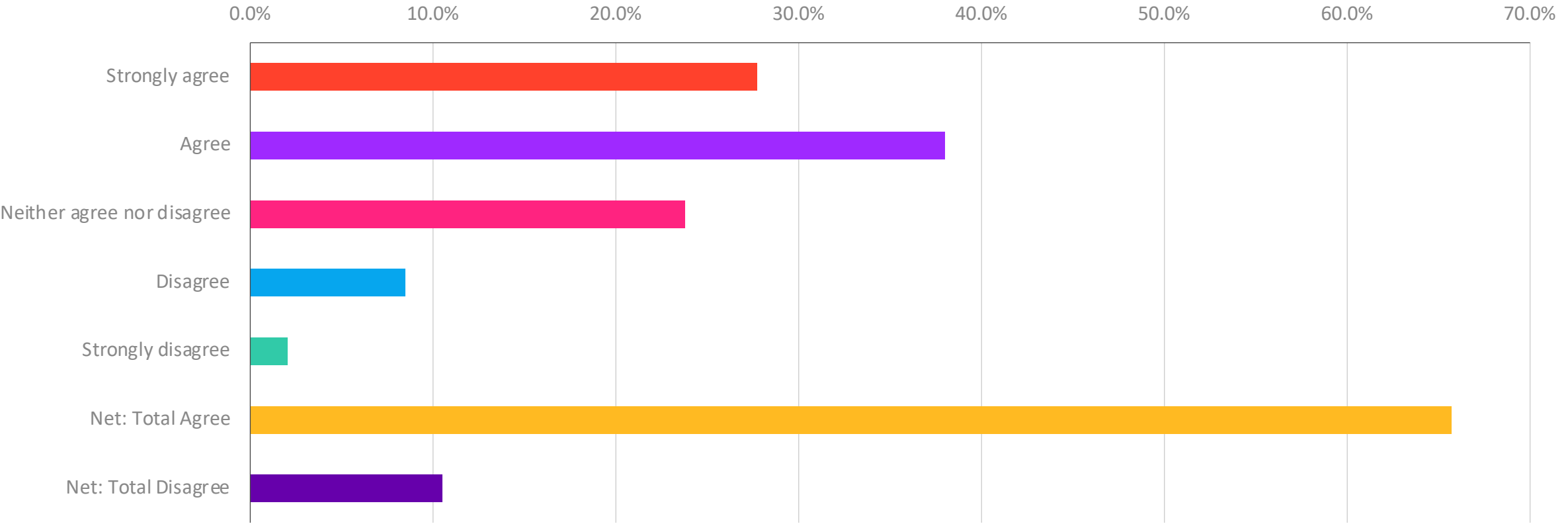
Extremely interested    Very interest    Fairly interested    Possibly interested    Not at all interested



# Queensland

# Q1. Investment in Footpaths/Bikelanes

To what extent do you agree or disagree with the following statement? Local/state governments should invest more in footpaths and bike lanes.  
Please select one option only.



## Q2. Reasons for Investing in Footpaths/Bikelanes

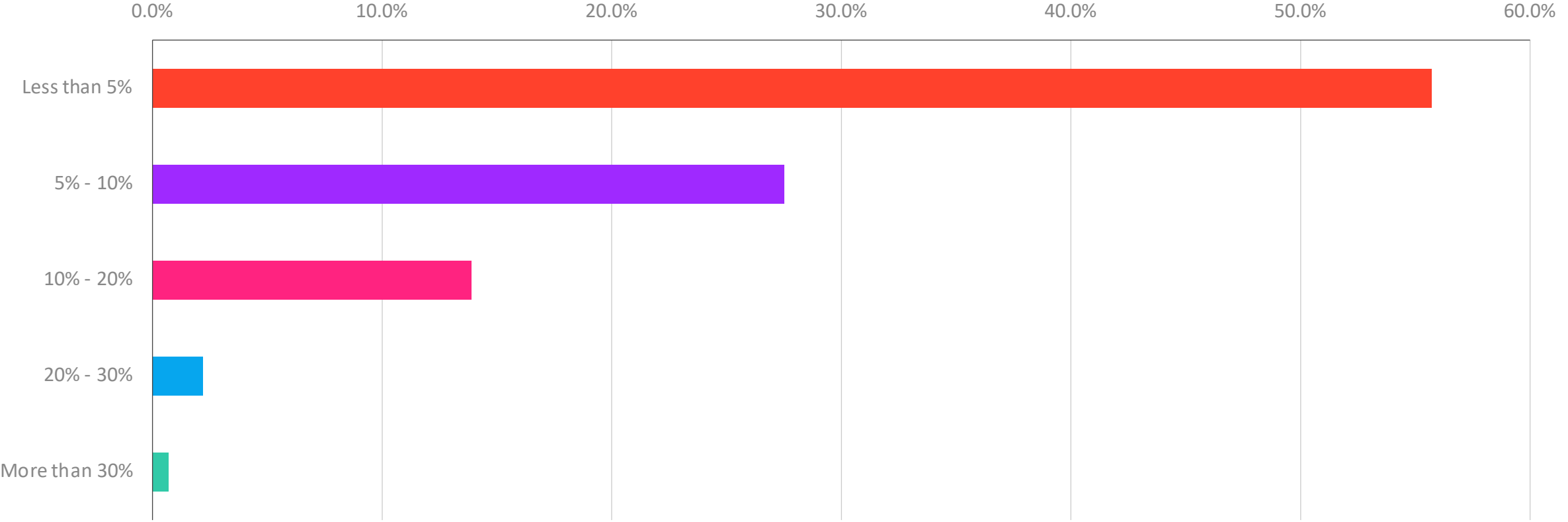
The following statements are some of the reasons for increasing local/state government investment in footpaths and bike lanes. To what extent do you agree or disagree with them?

Q2. Reasons for Investing in Footpaths/Bikelanes								
Q2. Reasons for Investing in Footpaths/Bikelanes	Strongly agree	Agree	Neither agree nor disagree	Disagree	Strongly disagree	Net: Total Agree	Net: Total Disagree	Unweighted N
So that people can get around their community in a safe and affordable way	29.3%	50.2%	16.3%	3.7%	0.6%	79.4%	4.3%	507
Enhances mobility for people who can't or don't drive (such as older people, younger people, and people with a disability)	33.9%	50.0%	9.9%	5.4%	0.8%	83.9%	6.2%	507
Reduces local car traffic	20.4%	41.8%	20.1%	14.8%	2.9%	62.2%	17.7%	507
Increases the number of people who can travel in a way that doesn't worsen local air pollution or climate change	25.9%	48.2%	18.2%	5.5%	2.2%	74.1%	7.6%	507
Improves people's health and wellbeing, which leads to savings for the health system	25.8%	45.5%	19.8%	8.1%	0.8%	71.3%	8.9%	507
Improves walking and bike-riding options	34.4%	50.5%	10.5%	4.2%	0.5%	84.8%	4.7%	507
Improves quality of life	21.9%	50.6%	21.5%	5.0%	0.9%	72.5%	6.0%	507
Creates more jobs in communities	14.2%	40.8%	31.4%	11.9%	1.8%	54.9%	13.6%	507



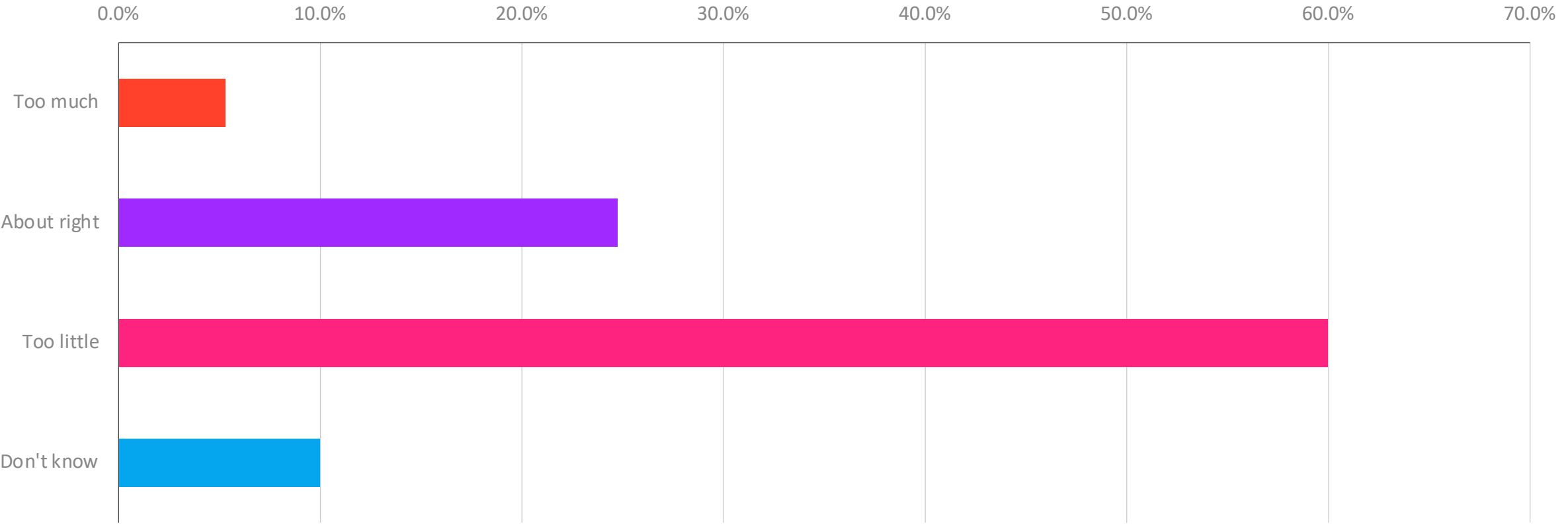
### Q3. Amount of Gov Transport Spending on Footpaths/Bikelanes

To the best of your knowledge, what percentage of your state / territory governments' transport budget is allocated to footpaths and bike lanes?  
If unsure, please provide your best guess. Please select one option only.



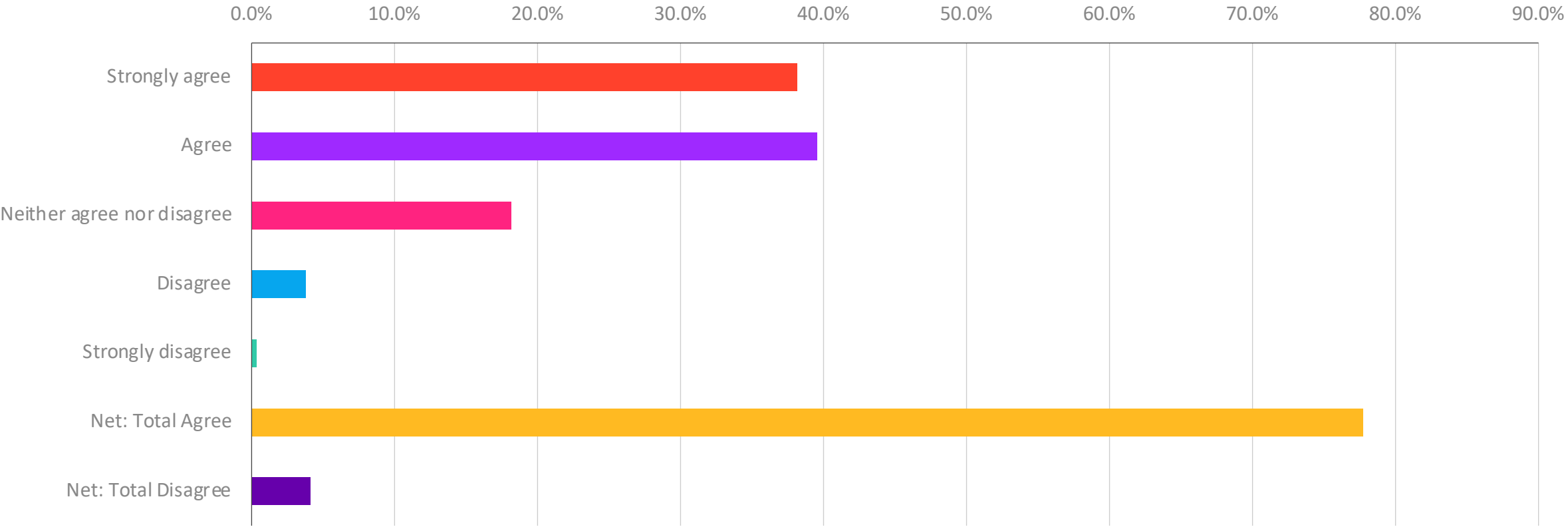
## Q4. Views on Gov Transport Spending on Footpaths/Bikelanes

All Australian state governments currently allocate less than 2% of their transport budget to footpaths and bike lanes. In your opinion, is this amount...?Please select one option only.



# Q5. Investment in Public Transport

To what extent do you agree or disagree with the following statement? Governments should invest more in public transport. Please select one option only.



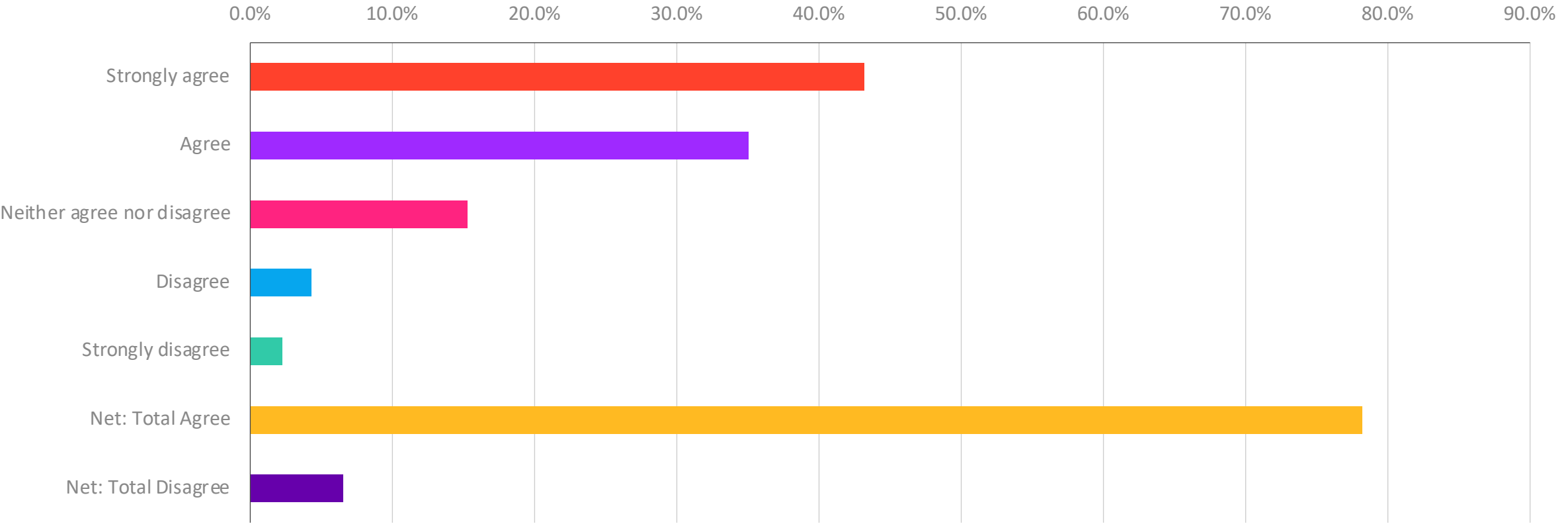
# Q6. Reasons for Investing in Public Transport

The following statements are some of the reasons for increasing local/state government investment in public transportation. To what extent do you agree or disagree with them?

Q6. Reasons for Investing in Public Transport								
Q6. Reasons for Investing in Public Transport	Strongly agree	Agree	Neither agree nor disagree	Disagree	Strongly disagree	Net: Total Agree	Net: Total Disagree	Unweighted N
Ensures everyone can get around can get around in an easy and affordable way	27.9%	52.1%	13.3%	5.8%	0.8%	80.0%	6.6%	507
Enhances mobility for people who can't or don't drive (such as older people, younger people, and people with a disability)	35.8%	50.5%	10.4%	3.2%	0.0%	86.3%	3.2%	507
Reduces car traffic in my local area	26.7%	43.5%	16.8%	10.3%	2.8%	70.2%	13.0%	507
Enables more people to travel in a way that improves local air quality and reduces the burden on the health system	24.7%	48.8%	19.0%	6.3%	1.1%	73.5%	7.5%	507
Creates more jobs in the public transportation sector	22.4%	58.5%	13.1%	5.1%	1.0%	80.8%	6.1%	507
Reduces emissions and helps address climate change	25.0%	42.9%	21.8%	6.7%	3.6%	67.9%	10.3%	507

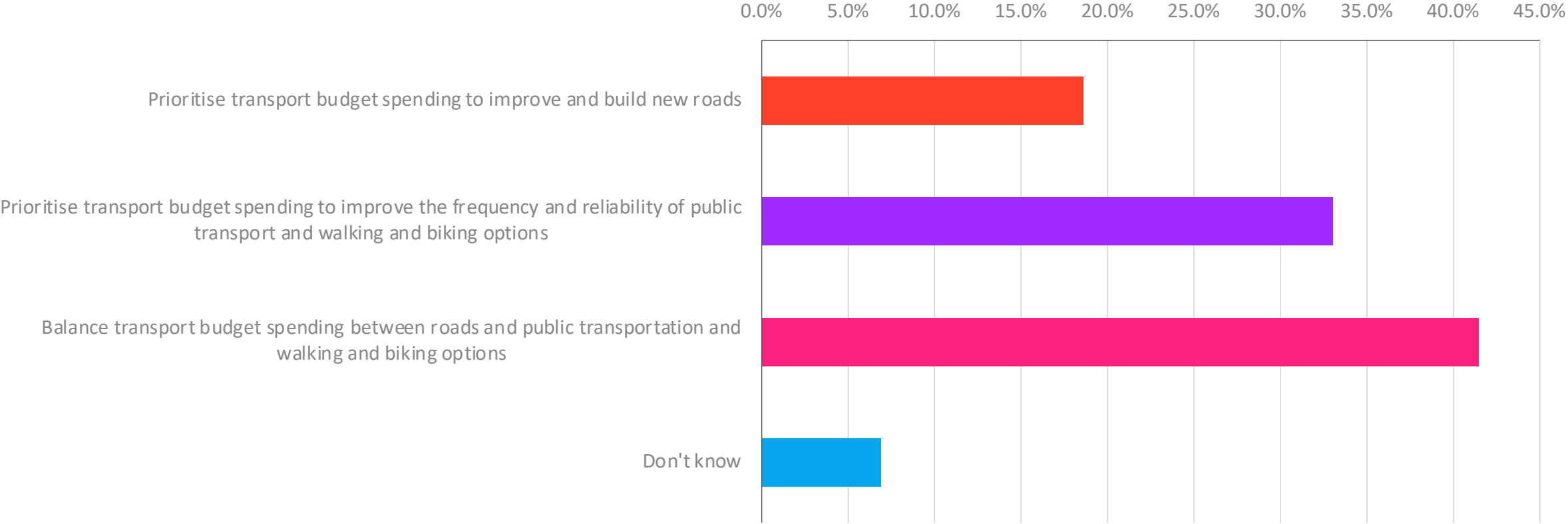
# Q7. Public Transport and Housing Estates

To what extent do you agree or disagree with the following statement? To avoid worsening car traffic, governments should plan ahead and invest more in public transport services before new housing estates are completed. Please select one option only.



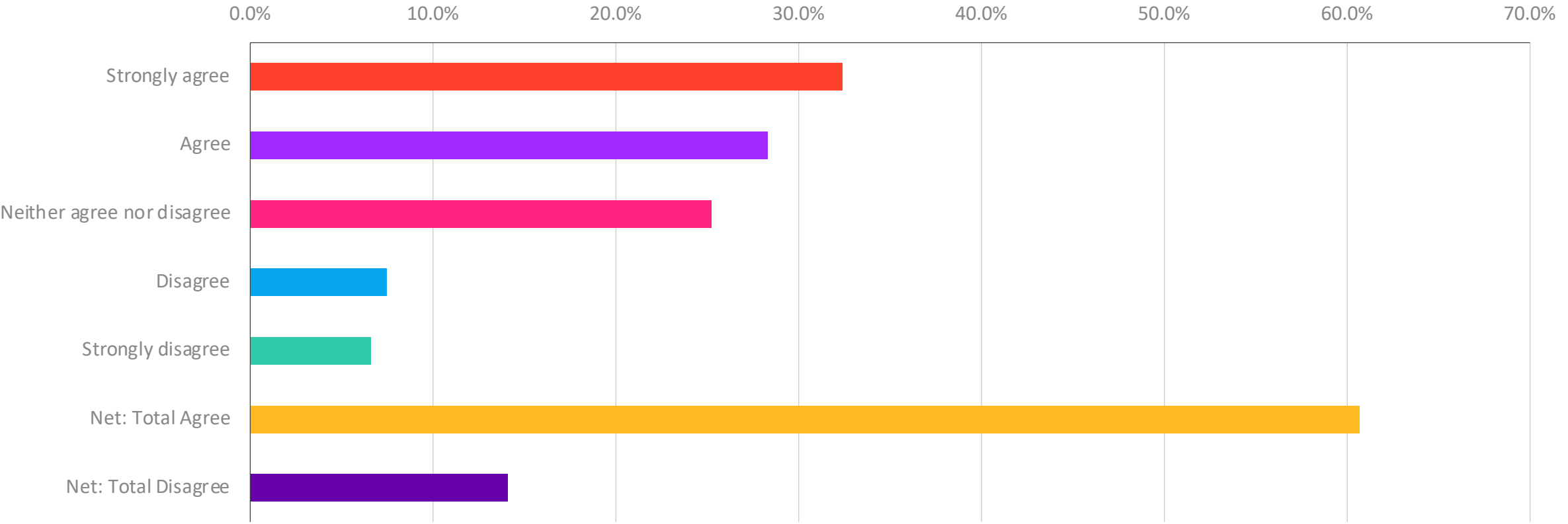
# Q8. Funding for Roads/Public Transport

Which of the following statements best reflects your view? State governments should...Please select one option only.



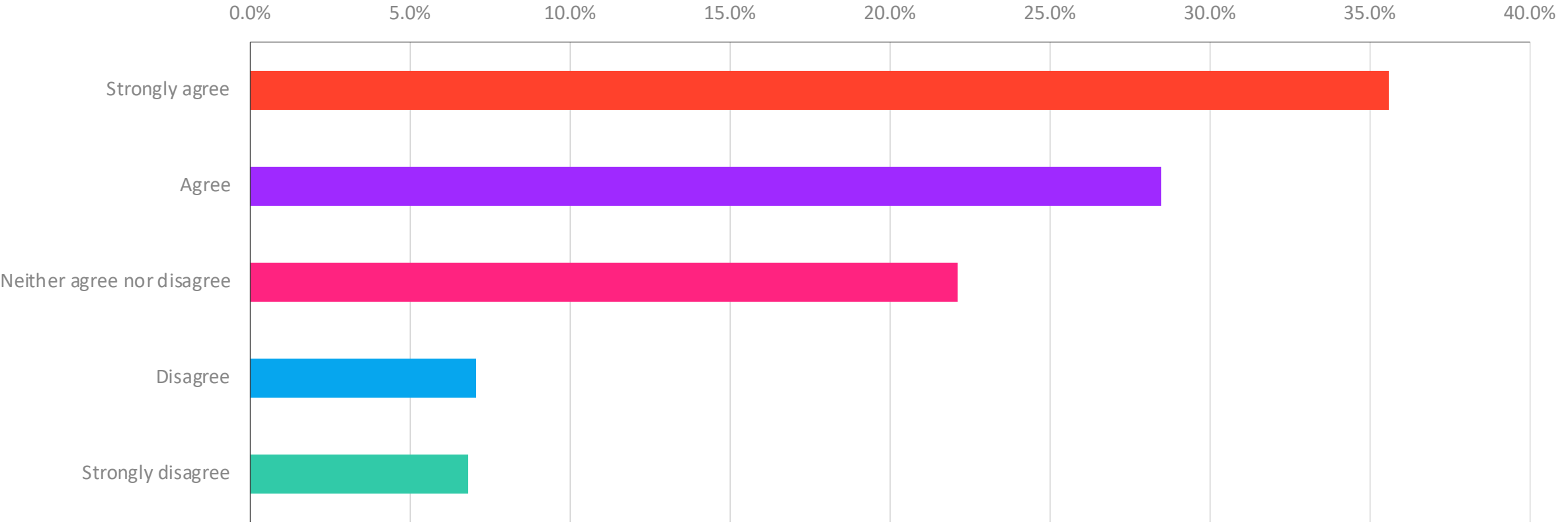
# Q9. Replace Diesel/Petrol Buses with Electric Buses

To what extent do you agree or disagree with the following statement? Governments should replace all diesel and petrol buses with renewable-powered electric buses by 2030 at the latest. Please select one option only.



# Q9a. Electrify Buses and Manufacture in Australia

To what extent do you agree or disagree with the following statement? Let's electrify all our buses as quickly as we can, manufacture them in Australia, and power them by our sun and wind. Please select one option only.





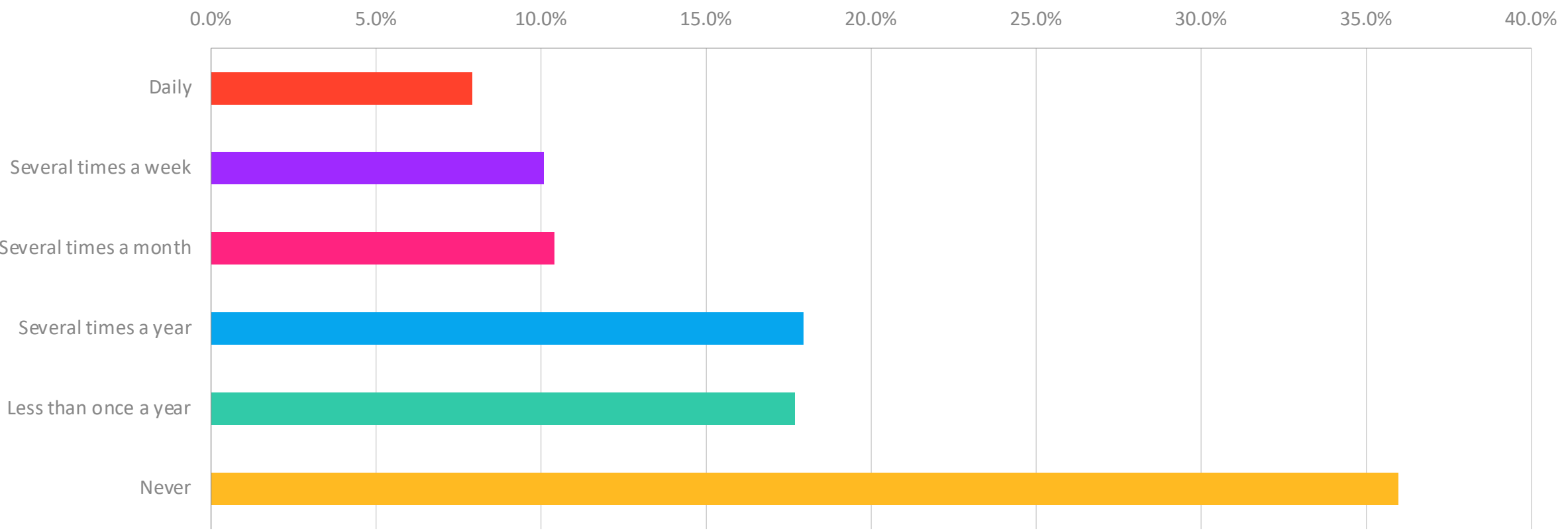
Q10. Reasons for Investing in Electric Buses

The following statements are some of the reasons for the local/state government to invest in renewable-powered electric buses.To what extent do you agree or disagree with them as reasons to invest in renewable-powered electric buses?

Q10. Reasons for Investing in Electric Buses								
Q10. Reasons for Investing in Electric Buses	Strongly agree	Agree	Neither agree nor disagree	Disagree	Strongly disagree	Net: Total Agree	Net: Total Disagree	Unweighted N
Improves local air quality	30.6%	46.1%	15.9%	5.9%	1.6%	76.7%	7.5%	507
Reduces greenhouse gas emissions and helps address climate change	30.1%	40.1%	19.1%	6.6%	4.0%	70.2%	10.6%	507
Reduces dependence on foreign oil	30.8%	41.6%	21.0%	4.3%	2.3%	72.4%	6.6%	507
Reduces Australia's use of fossil fuels (i.e., coal, oil, and gas)	30.1%	39.3%	16.4%	9.9%	4.3%	69.4%	14.2%	507
Reduces noise pollution	24.5%	47.0%	20.0%	6.6%	2.0%	71.4%	8.6%	507
Cheaper to operate and maintain	18.7%	36.0%	31.2%	7.6%	6.4%	54.7%	14.0%	507
Boosts the Australian manufacturing industry	29.1%	46.9%	17.9%	3.1%	3.0%	76.0%	6.1%	507

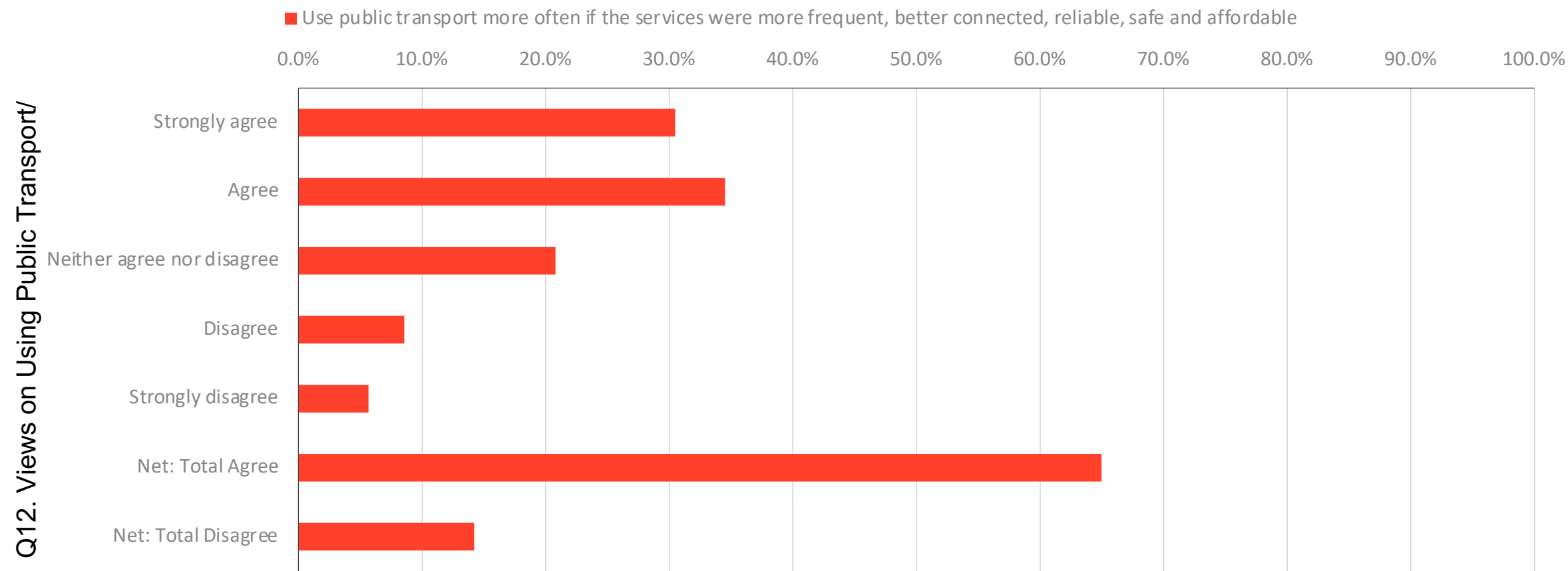
# Q11

How often do you use public transport to get around (to work, school, shops, etc.)?Please select one option only.



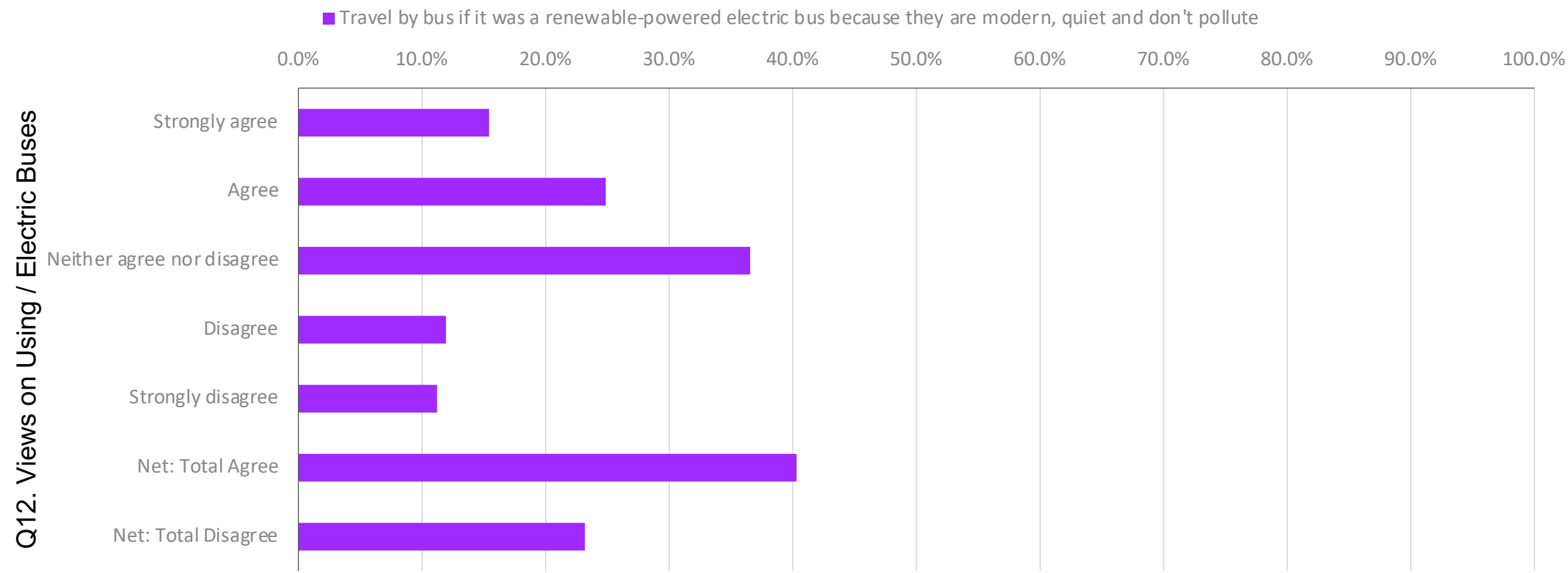
# Q12. Views on Using Public Transport

To what extent do you agree or disagree with the following statement? I would be more willing to...Please select one option per row.



# Q12a. Views on Using Public Transport/ Electric Buses

To what extent do you agree or disagree with the following statement? I would be more willing to...Please select one option per row.



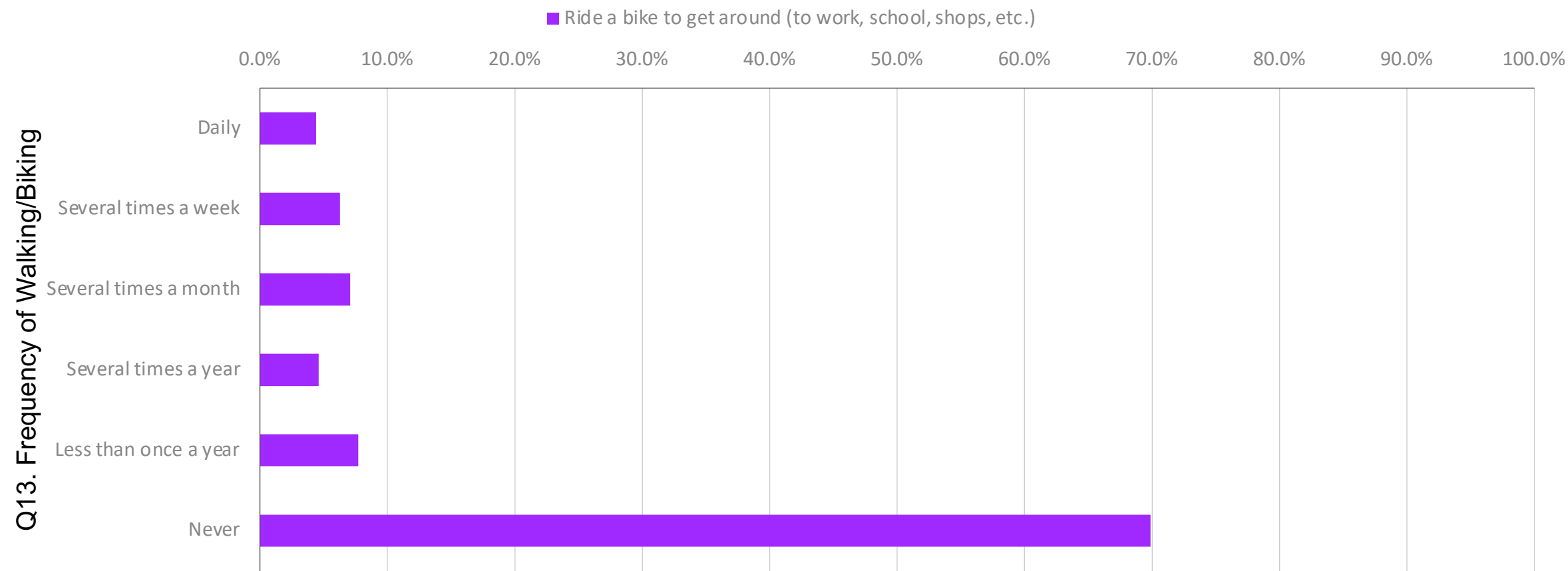
# Q13. Frequency of Walking

How often do you...?Please select one optioxn only.

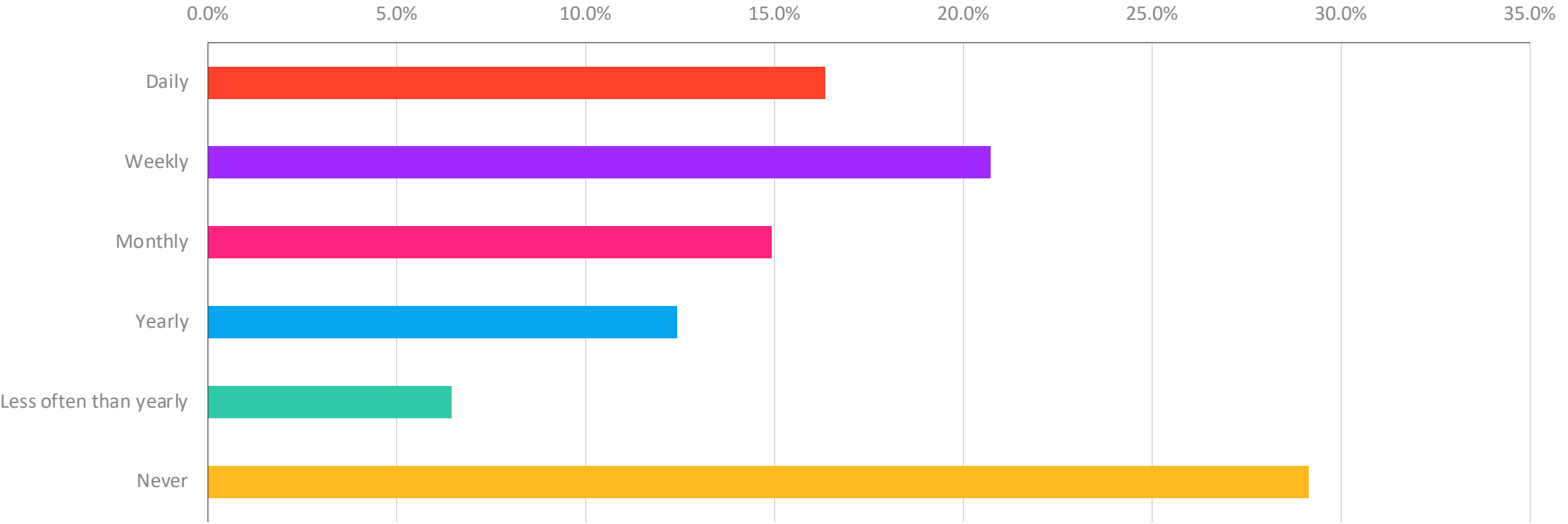


# Q13a. Frequency of Biking

How often do you...?Please select one optioxn only.

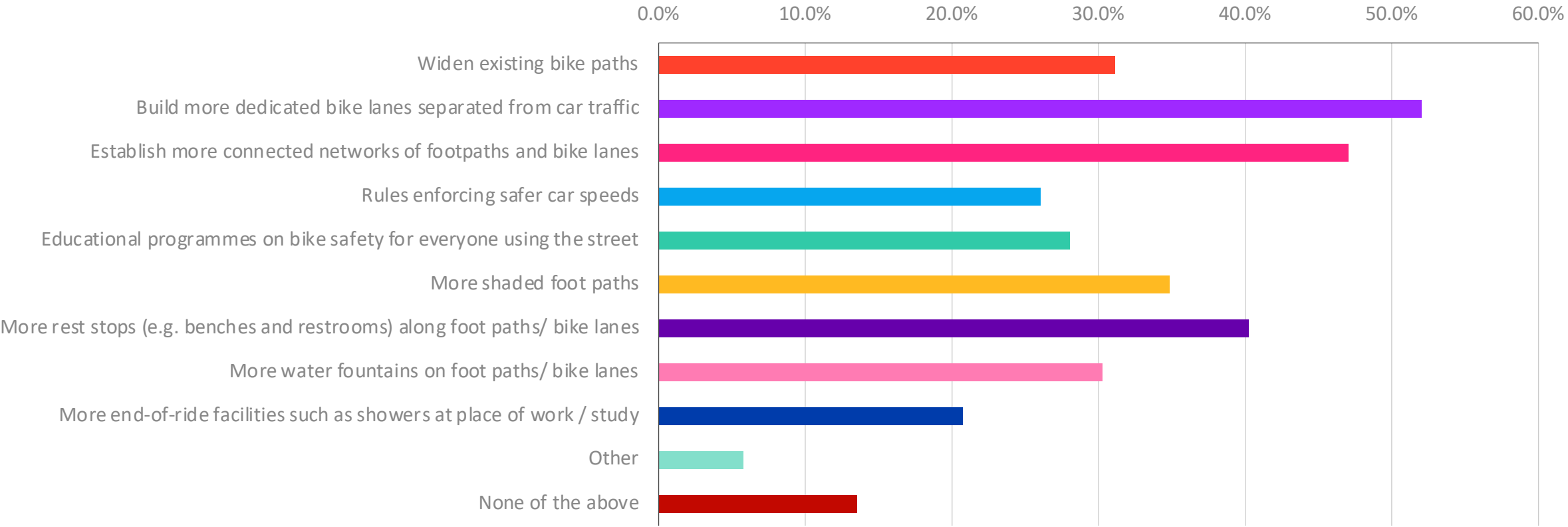


Q13. Walking/Biking MERGE



# Q14. Government Investments

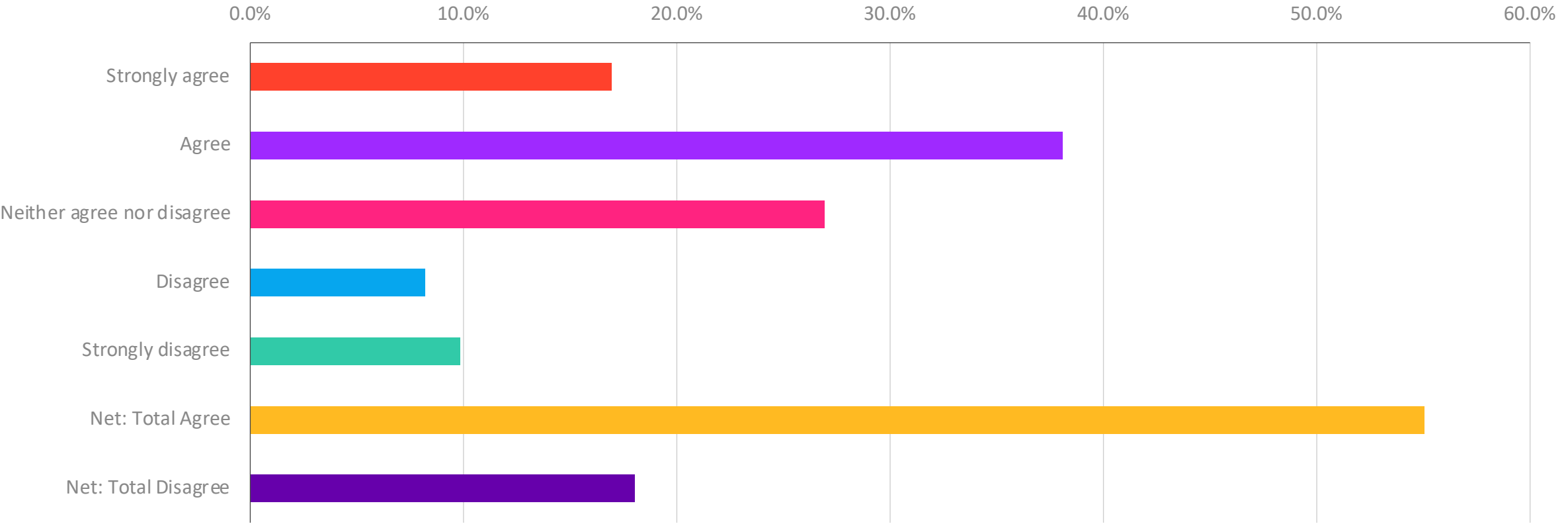
What would you most like to see governments invest in, or improve, when it comes to walking and/or riding a bike to get around? Please select all that apply.





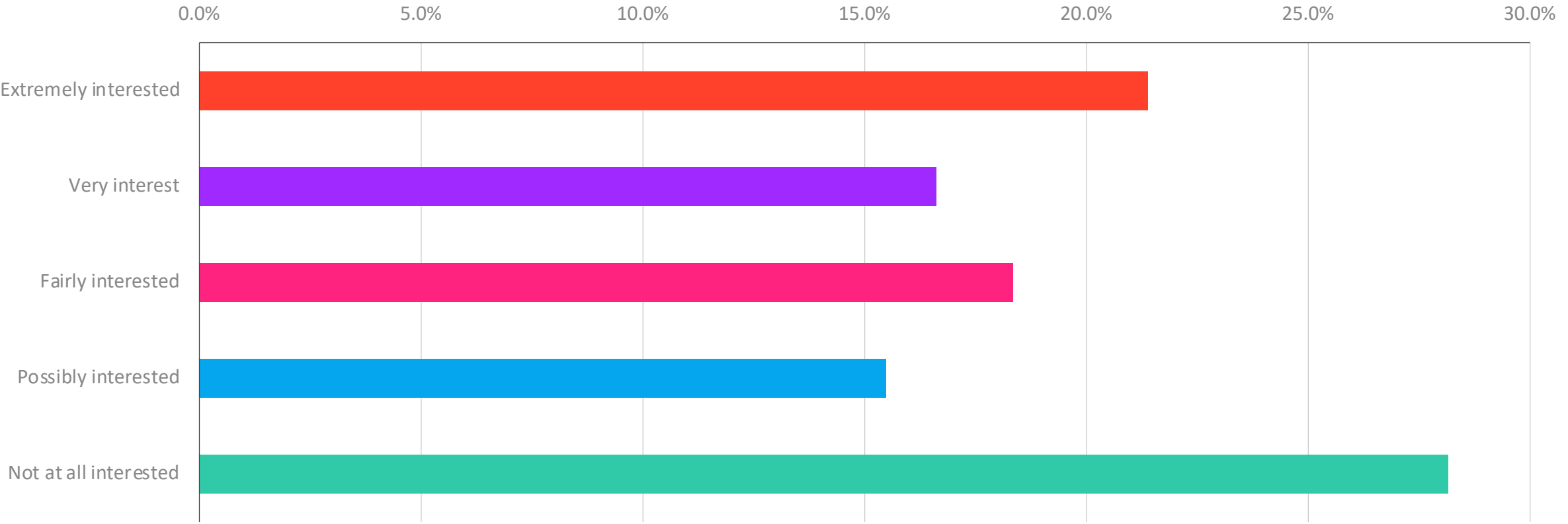
# Q15. Views on Walking or Biking More

To what extent do you agree or disagree with the following statement? If walking and bike-riding infrastructure (i.e. wider paths/ bike lanes, more connections with other paths/ bike lanes, etc.) were improved, I would be more willing to walk or ride more often when commuting or for leisure. Please select one option only.



# Q16. Views on Free Electric Bikes

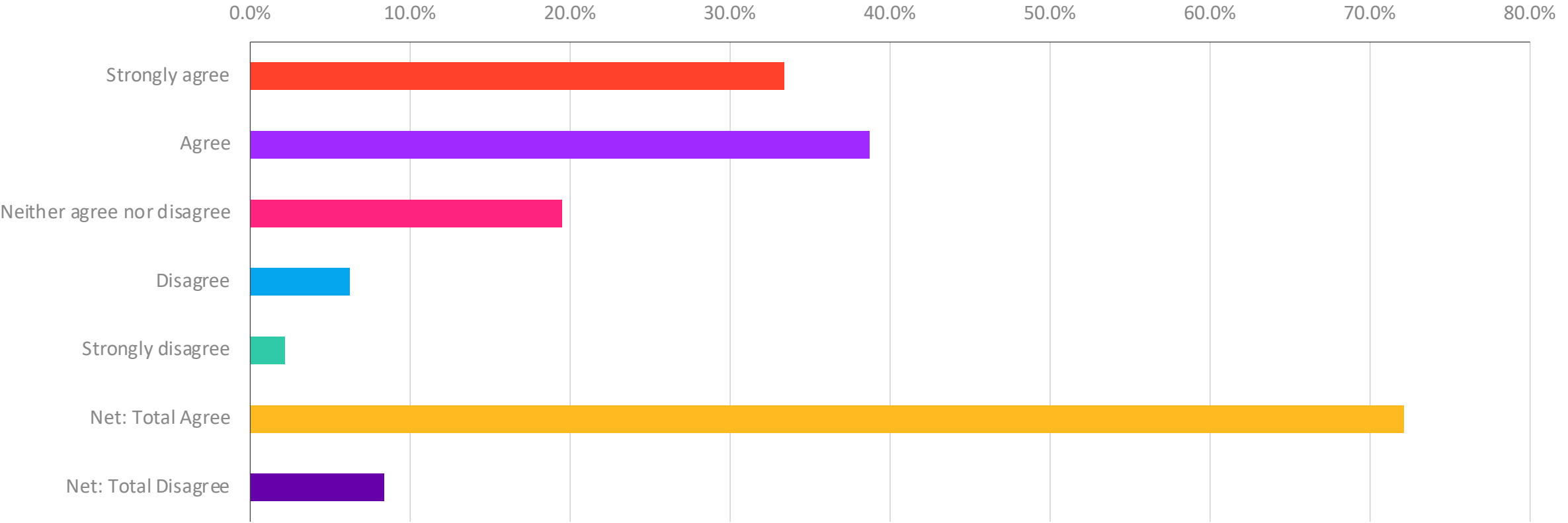
Electric bikes are power-assisted bicycles that help people of all fitness levels ride further and up hills more easily, and carry extra weight like equipment, kids or groceries. If your state or local government offered residents to try electric bikes for free, would you be interested or not interested in doing so? Please select one option only.



NSW

# Q1. Investment in Footpaths/Bikelanes

To what extent do you agree or disagree with the following statement? Local/state governments should invest more in footpaths and bike lanes.  
Please select one option only.



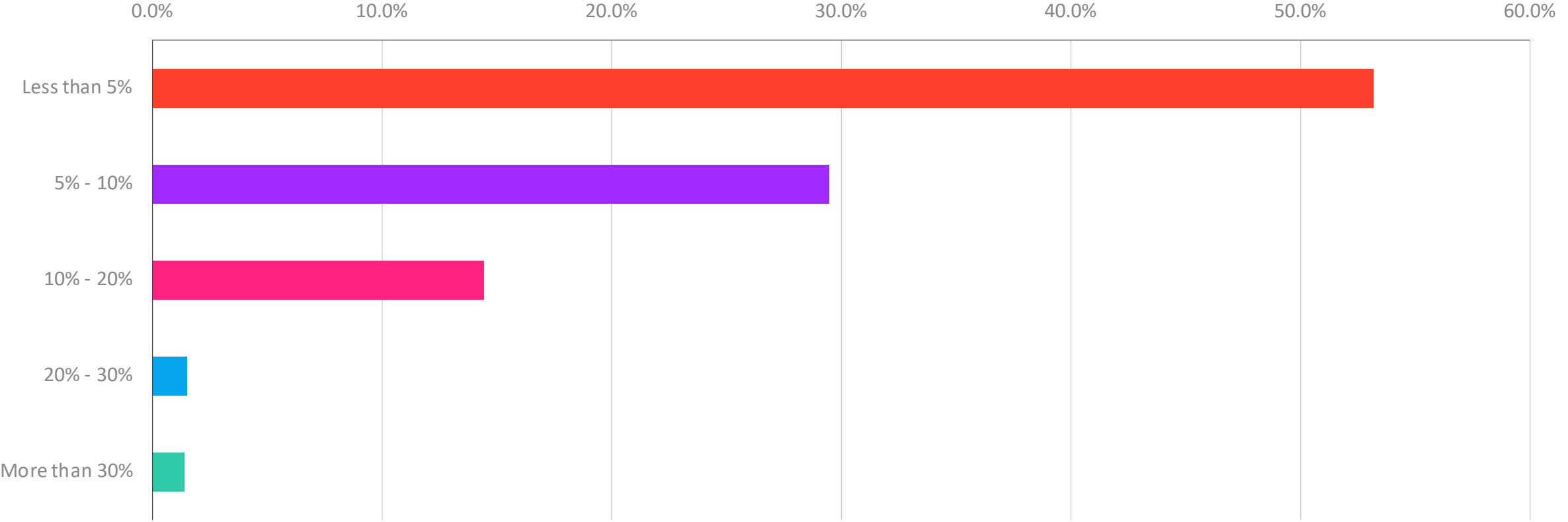
## Q2. Reasons for Investing in Footpaths/Bikelanes

The following statements are some of the reasons for increasing local/state government investment in footpaths and bike lanes. To what extent do you agree or disagree with them?

Q2. Reasons for Investing in Footpaths/Bikelanes								
Q2. Reasons for Investing in Footpaths/Bikelanes	Strongly agree	Agree	Neither agree nor disagree	Disagree	Strongly disagree	Net: Total Agree	Net: Total Disagree	Unweighted N
So that people can get around their community in a safe and affordable way	34.8%	50.9%	9.6%	3.3%	1.4%	85.7%	4.7%	489
Enhances mobility for people who can't or don't drive (such as older people, younger people, and people with a disability)	33.0%	50.3%	11.3%	2.6%	2.9%	83.2%	5.4%	489
Reduces local car traffic	26.6%	42.2%	19.2%	8.6%	3.4%	68.8%	12.0%	489
Increases the number of people who can travel in a way that doesn't worsen local air pollution or climate change	34.1%	44.5%	14.6%	4.9%	1.9%	78.6%	6.8%	489
Improves people's health and wellbeing, which leads to savings for the health system	34.5%	46.4%	13.7%	4.1%	1.3%	80.9%	5.5%	489
Improves walking and bike-riding options	37.1%	48.2%	9.6%	3.0%	2.0%	85.4%	5.0%	489
Improves quality of life	30.8%	46.6%	17.6%	3.0%	2.0%	77.4%	5.0%	489
Creates more jobs in communities	22.0%	35.4%	30.1%	10.8%	1.7%	57.4%	12.5%	489

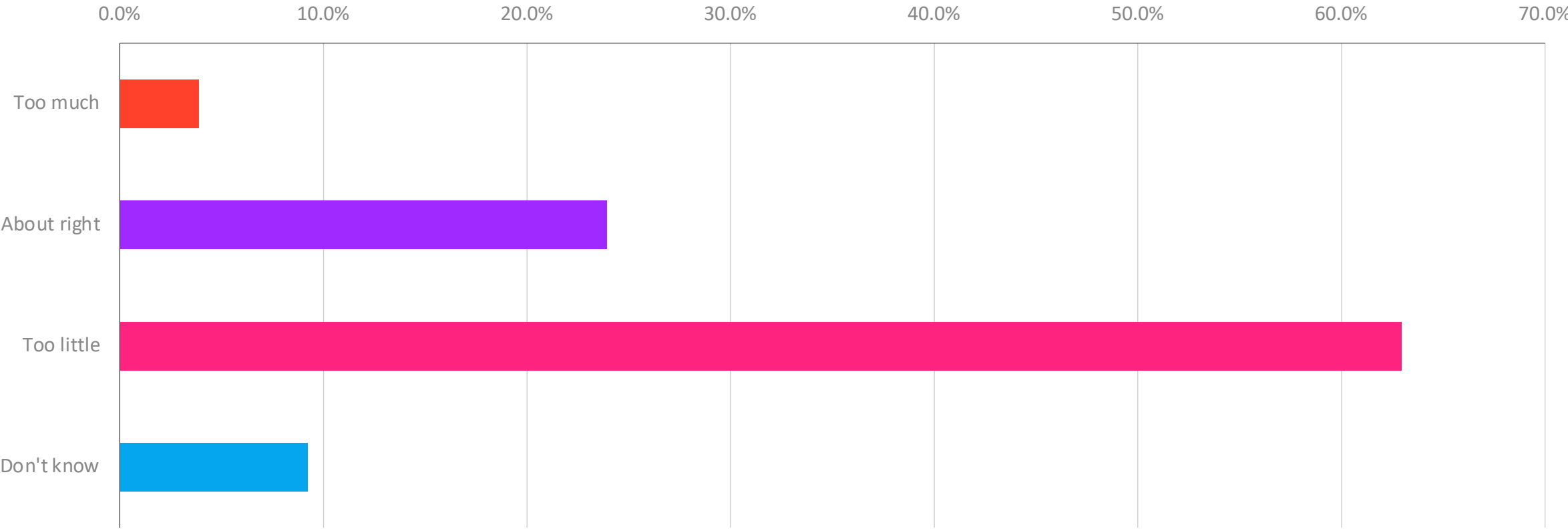
### Q3. Amount of Gov Transport Spending on Footpaths/Bikelanes

To the best of your knowledge, what percentage of your state / territory governments' transport budget is allocated to footpaths and bike lanes?  
If unsure, please provide your best guess. Please select one option only.



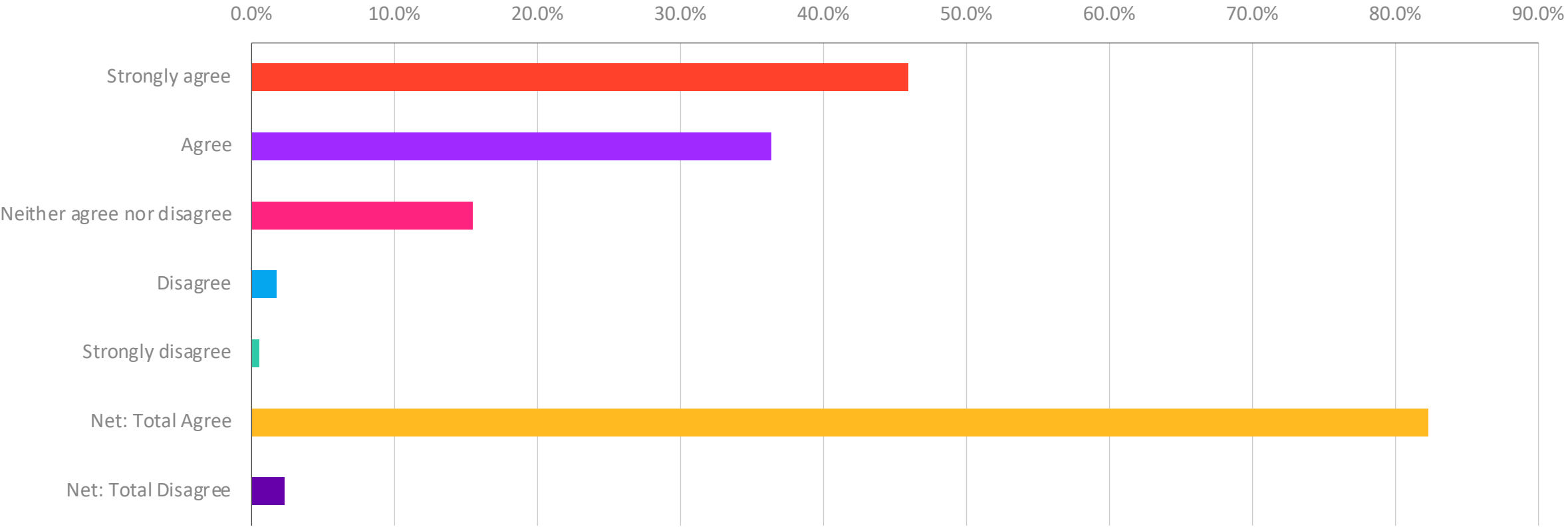
# Q4. Views on Gov Transport Spending on Footpaths/Bikelanes

All Australian state governments currently allocate less than 2% of their transport budget to footpaths and bike lanes. In your opinion, is this amount...?Please select one option only.



# Q5. Investment in Public Transport

To what extent do you agree or disagree with the following statement? Governments should invest more in public transport. Please select one option only.





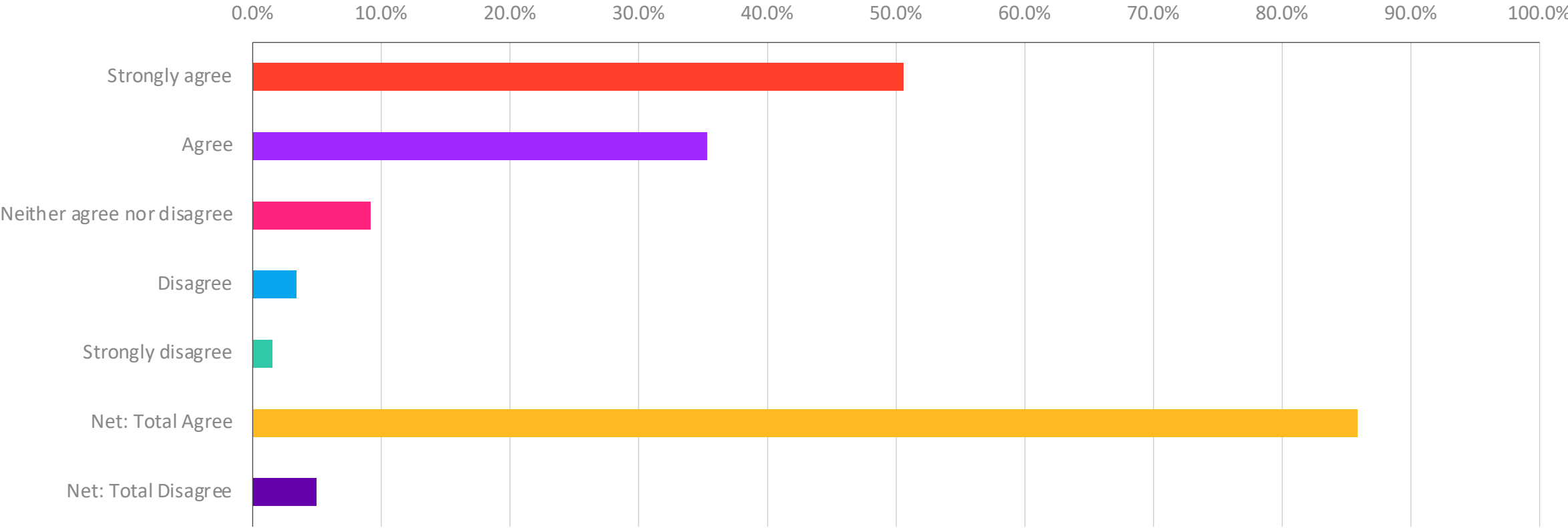
# Q6. Reasons for Investing in Public Transport

The following statements are some of the reasons for increasing local/state government investment in public transportation. To what extent do you agree or disagree with them?

Q6. Reasons for Investing in Public Transport								
Q6. Reasons for Investing in Public Transport	Strongly agree	Agree	Neither agree nor disagree	Disagree	Strongly disagree	Net: Total Agree	Net: Total Disagree	Unweighted N
Ensures everyone can get around in an easy and affordable way	39.8%	44.6%	12.5%	1.9%	1.2%	84.4%	3.1%	489
Enhances mobility for people who can't or don't drive (such as older people, younger people, and people with a disability)	45.1%	44.3%	8.5%	1.1%	1.0%	89.4%	2.0%	489
Reduces car traffic in my local area	34.7%	37.5%	20.0%	6.5%	1.2%	72.2%	7.8%	489
Enables more people to travel in a way that improves local air quality and reduces the burden on the health system	34.6%	43.6%	17.5%	3.1%	1.1%	78.3%	4.2%	489
Creates more jobs in the public transportation sector	34.5%	44.3%	16.4%	3.5%	1.4%	78.7%	4.9%	489
Reduces emissions and helps address climate change	37.4%	39.0%	16.5%	5.0%	2.1%	76.4%	7.1%	489

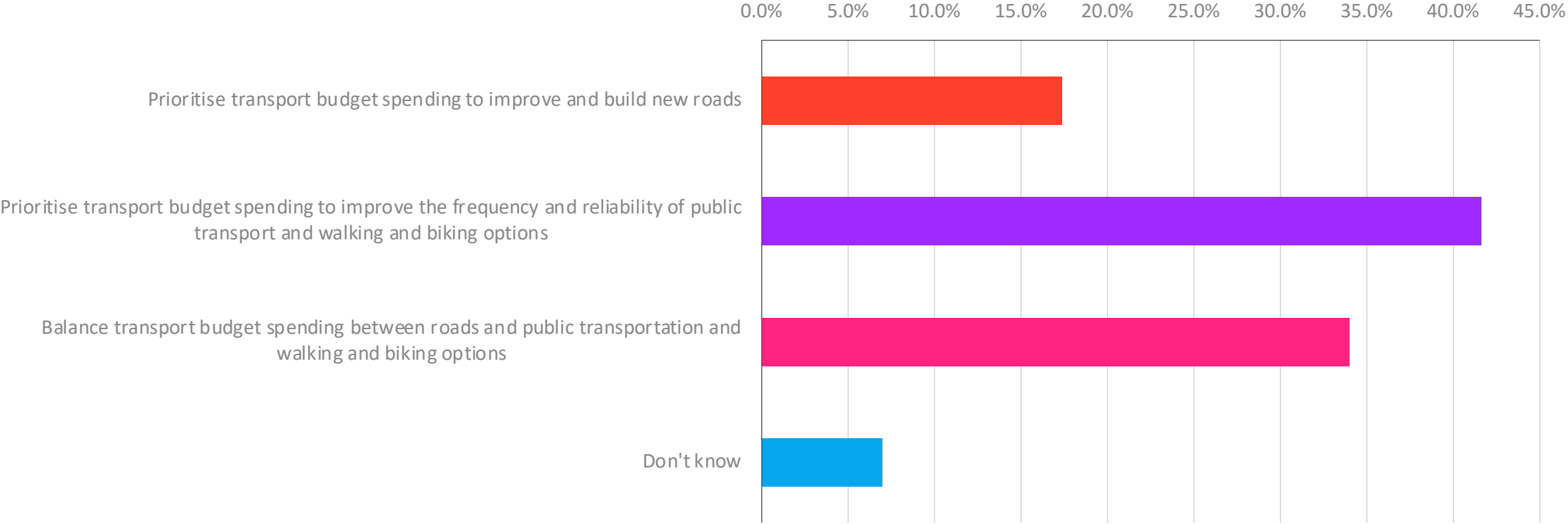
# Q7. Public Transport and Housing Estates

To what extent do you agree or disagree with the following statement? To avoid worsening car traffic, governments should plan ahead and invest more in public transport services before new housing estates are completed. Please select one option only.



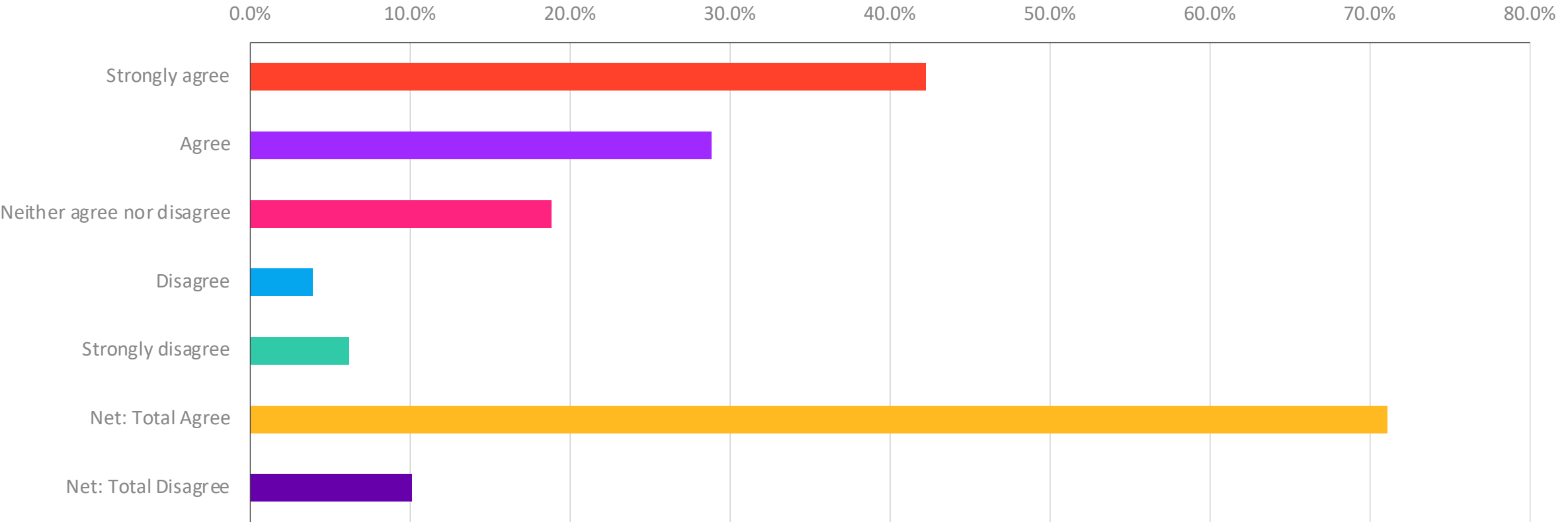
# Q8. Funding for Roads/Public Transport

Which of the following statements best reflects your view? State governments should...Please select one option only.



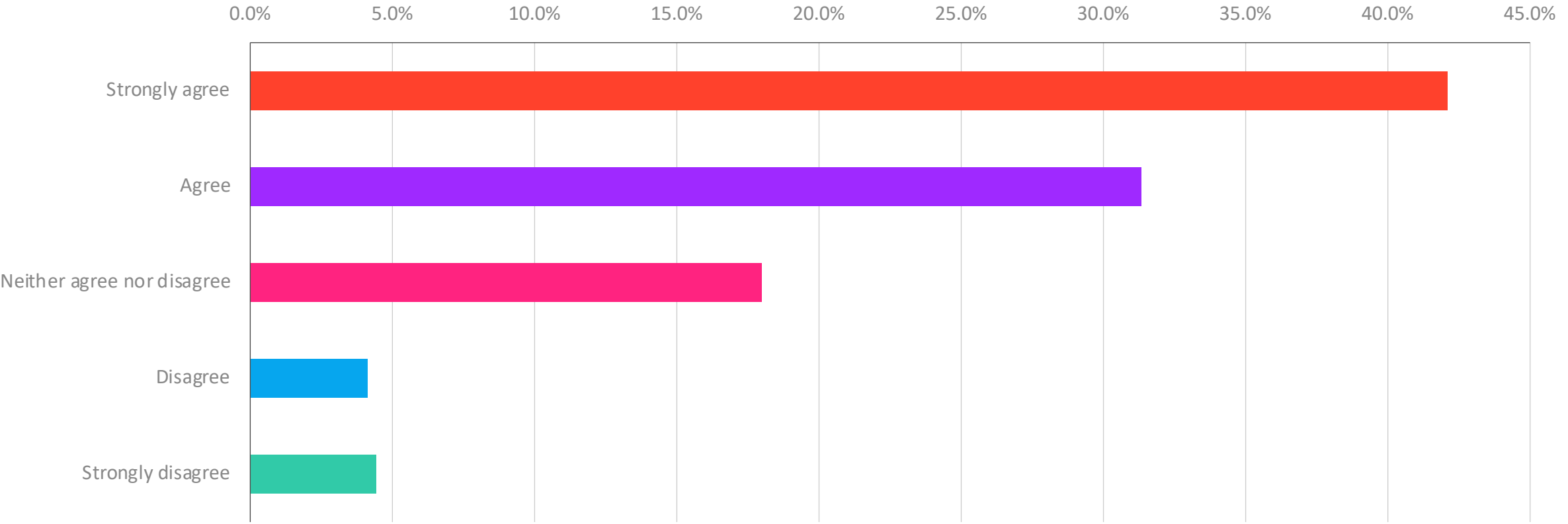
# Q9. Replace Diesel/Petrol Buses with Electric Buses

To what extent do you agree or disagree with the following statement? Governments should replace all diesel and petrol buses with renewable-powered electric buses by 2030 at the latest. Please select one option only.



# Q9a. Electrify Buses and Manufacture in Australia

To what extent do you agree or disagree with the following statement? Let's electrify all our buses as quickly as we can, manufacture them in Australia, and power them by our sun and wind. Please select one option only.



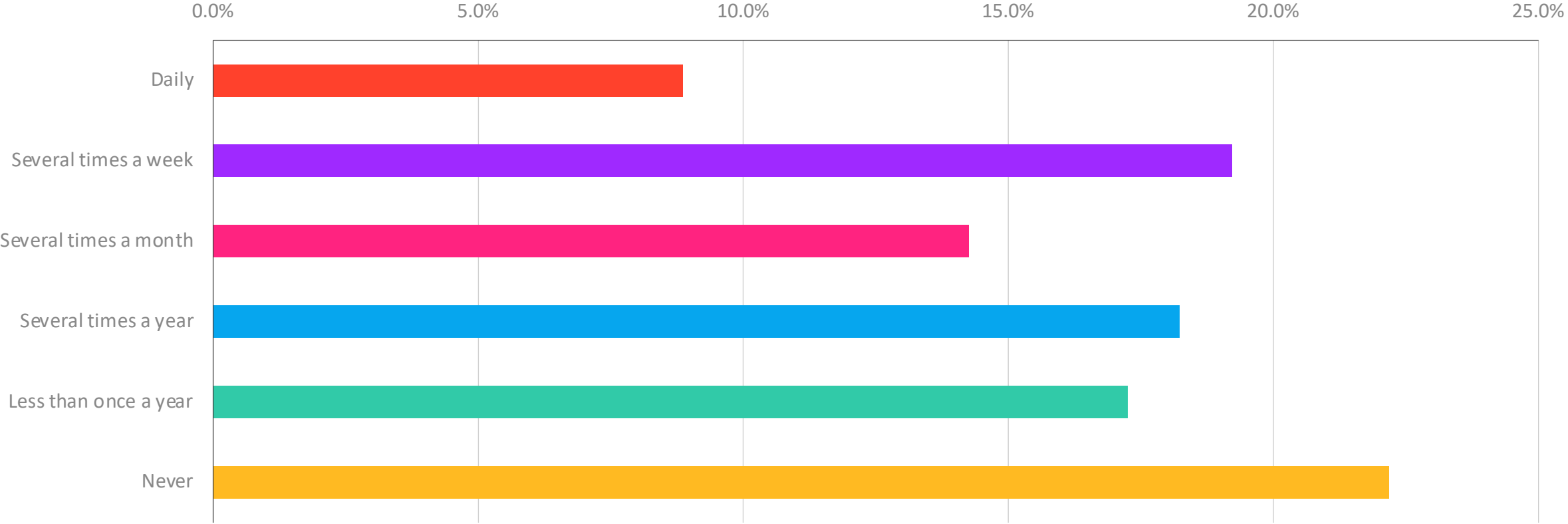
Q10. Reasons for Investing in Electric Buses

The following statements are some of the reasons for the local/state government to invest in renewable-powered electric buses. To what extent do you agree or disagree with them as reasons to invest in renewable-powered electric buses?

Q10. Reasons for Investing in Electric Buses								
Q10. Reasons for Investing in Electric Buses	Strongly agree	Agree	Neither agree nor disagree	Disagree	Strongly disagree	Net: Total Agree	Net: Total Disagree	Unweighted N
Improves local air quality	39.3%	44.4%	10.9%	3.8%	1.6%	83.7%	5.4%	489
Reduces greenhouse gas emissions and helps address climate change	42.4%	36.8%	13.4%	3.6%	3.8%	79.1%	7.4%	489
Reduces dependence on foreign oil	45.5%	37.0%	12.3%	3.7%	1.6%	82.4%	5.3%	489
Reduces Australia's use of fossil fuels (i.e., coal, oil, and gas)	45.4%	34.8%	13.2%	3.9%	2.6%	80.3%	6.6%	489
Reduces noise pollution	33.4%	38.1%	22.3%	4.0%	2.1%	71.6%	6.1%	489
Cheaper to operate and maintain	29.9%	32.1%	29.3%	5.4%	3.3%	62.0%	8.7%	489
Boosts the Australian manufacturing industry	36.3%	44.9%	15.3%	1.3%	2.3%	81.2%	3.6%	489

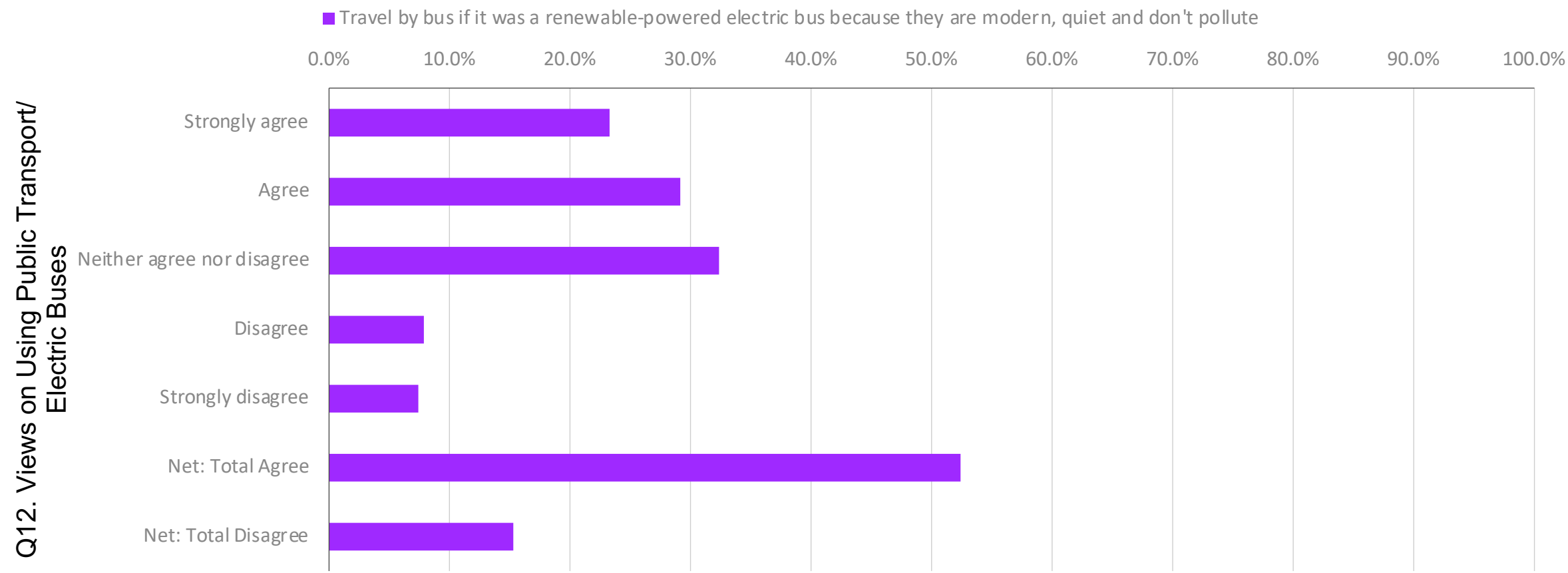
# Q11. Frequency of Using Public Transport

How often do you use public transport to get around (to work, school, shops, etc.)?Please select one option only.



# Q12. Views on Using Public Transport/ Electric Buses

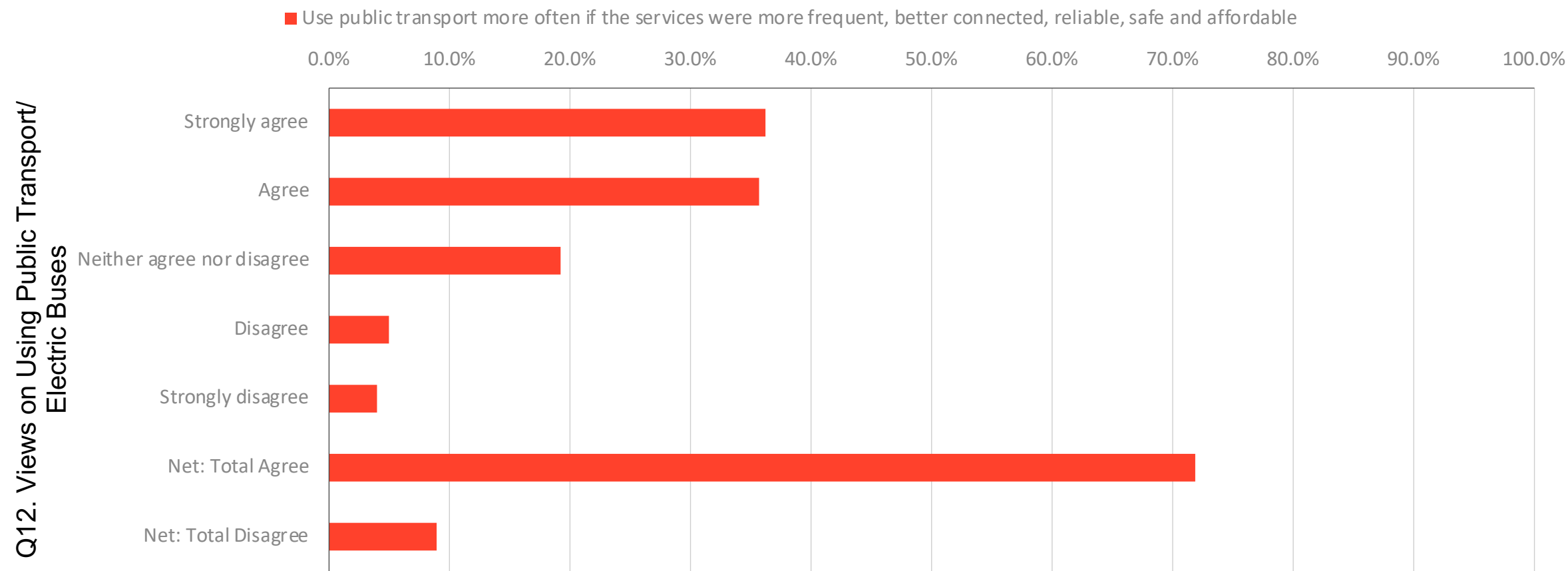
To what extent do you agree or disagree with the following statement? I would be more willing to...Please select one option per row.





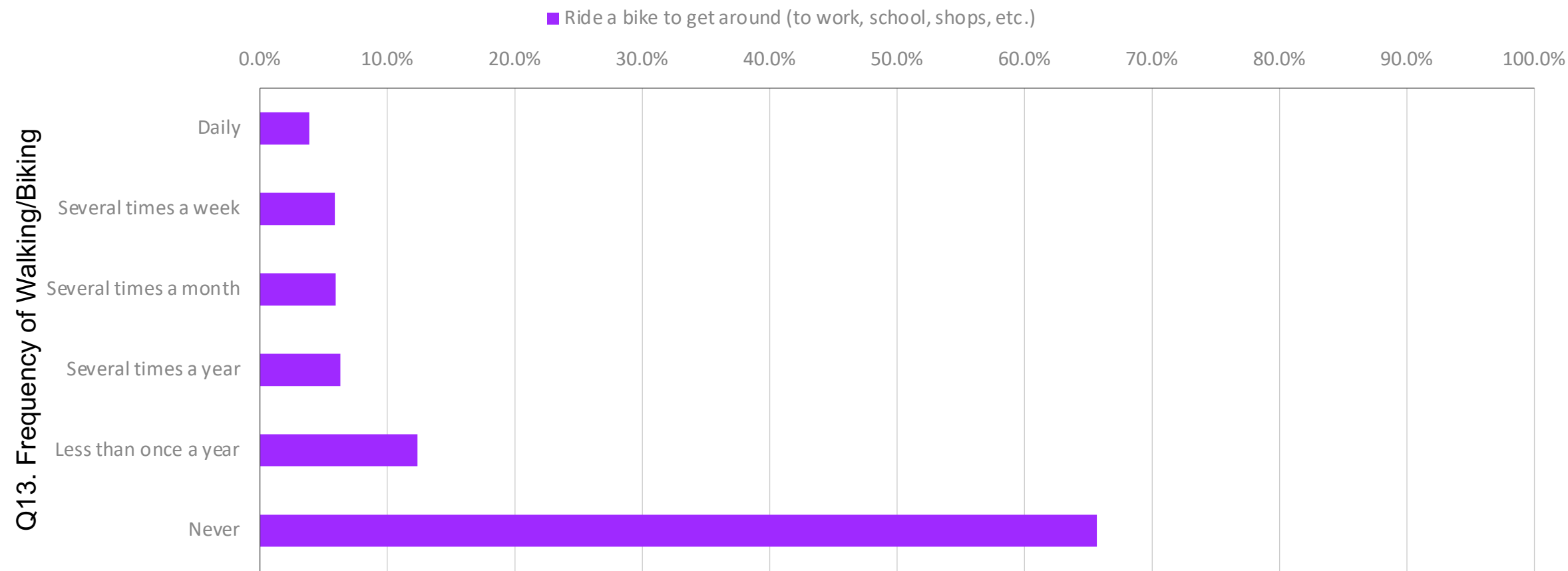
# Q12. Views on Using Public Transport/ Electric Buses

To what extent do you agree or disagree with the following statements? I would be more willing to...Please select one option per row.



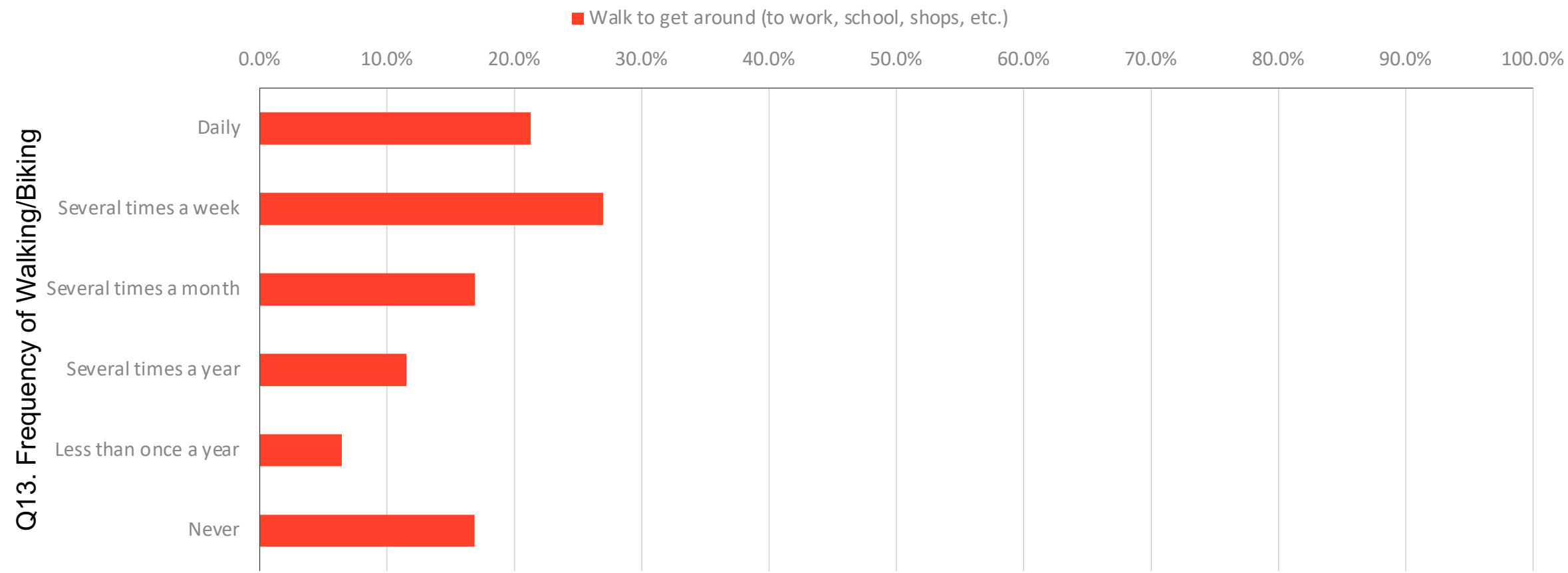
# Q13. Frequency of Walking/Biking

How often do you...?Please select one option only.

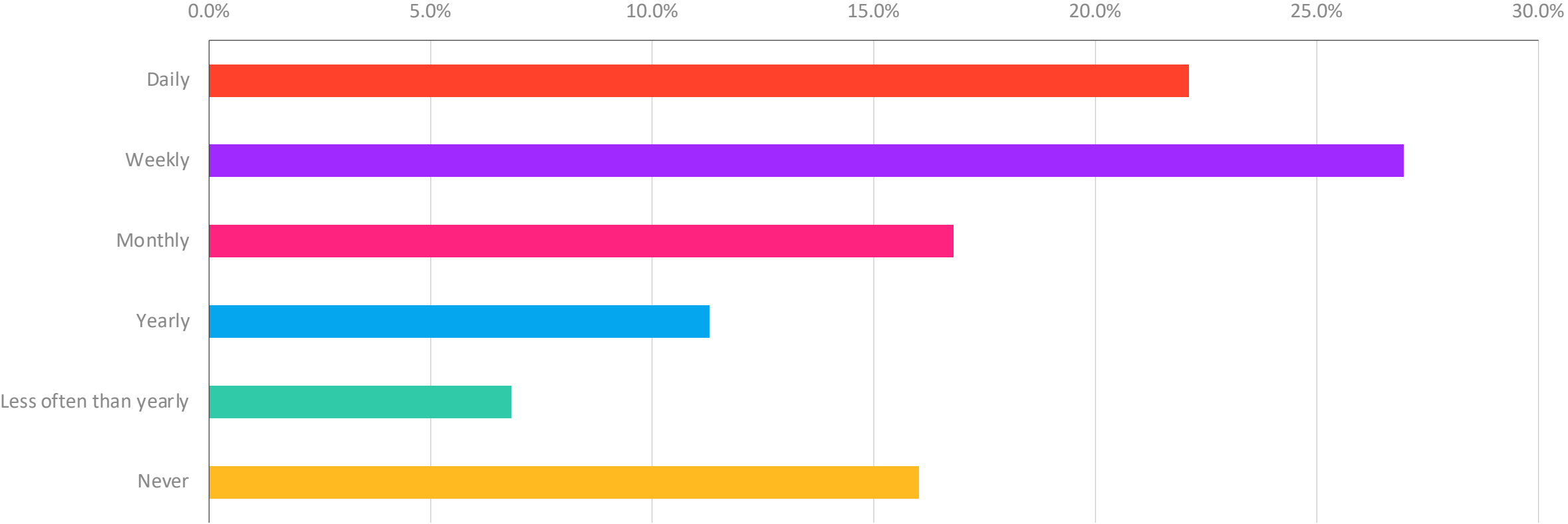


# Q13. Frequency of Walking/Biking

How often do you...? Please select one option only.

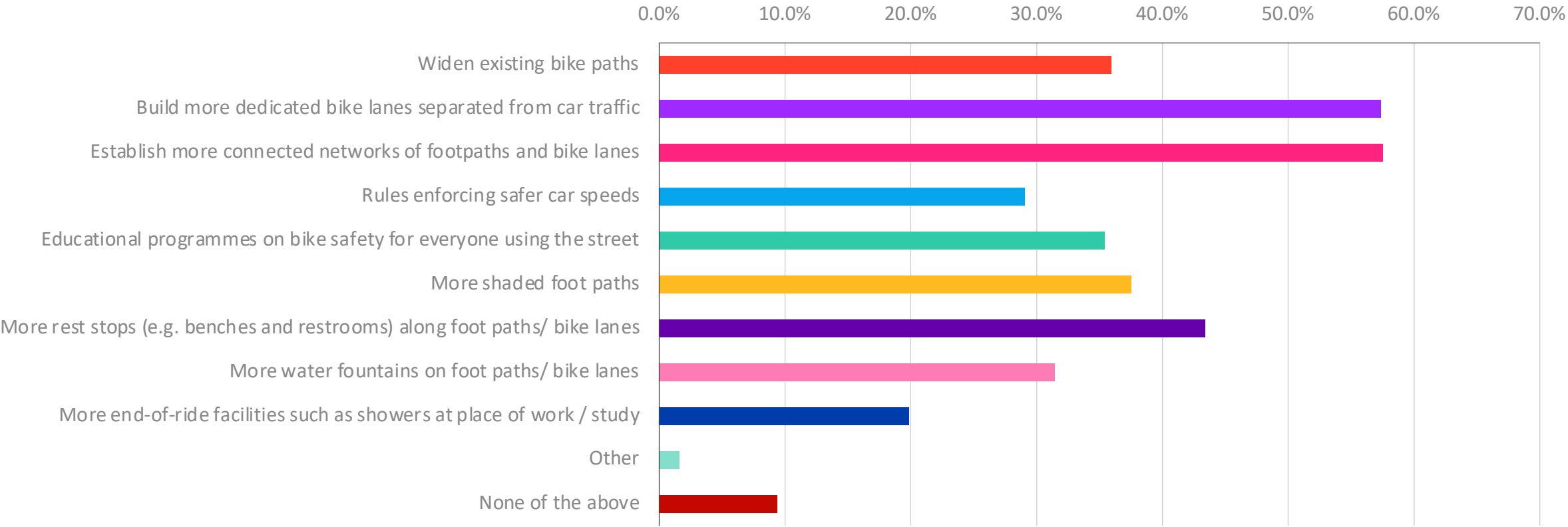


Q13. Walking/Biking MERGE



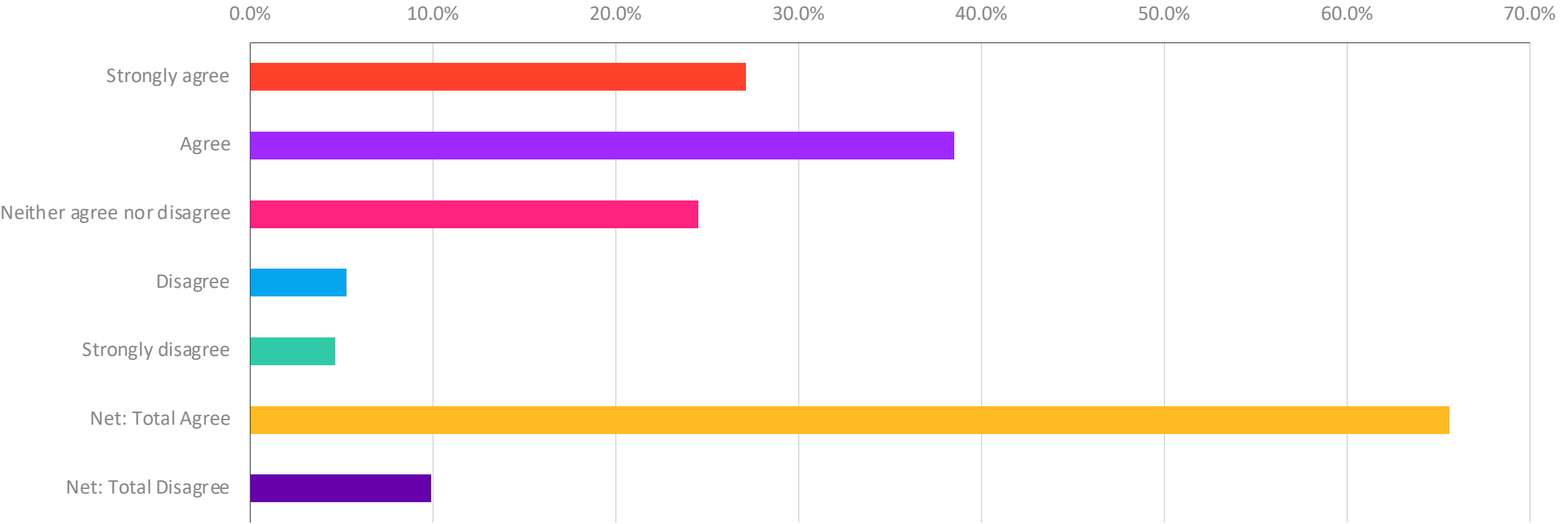
# Q14. Government Investments

What would you most like to see governments invest in, or improve, when it comes to walking and/or riding a bike to get around? Please select all that apply.



# Q15. Views on Walking or Biking More

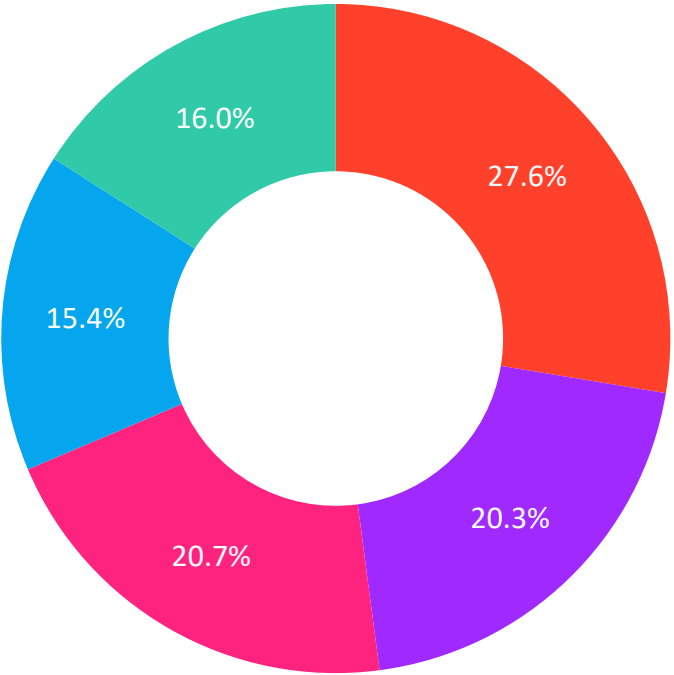
To what extent do you agree or disagree with the following statement? If walking and bike-riding infrastructure (i.e. wider paths/ bike lanes, more connections with other paths/ bike lanes, etc.) were improved, I would be more willing to walk or ride more often when commuting or for leisure. Please select one option only.



# Q16. Views on Free Electric Bikes

Electric bikes are power-assisted bicycles that help people of all fitness levels ride further and up hills more easily, and carry extra weight like equipment, kids or groceries. If your state or local government offered residents to try electric bikes for free, would you be interested or not interested in doing so? Please select one option only.

Extremely interested    Very interest    Fairly interested    Possibly interested    Not at all interested

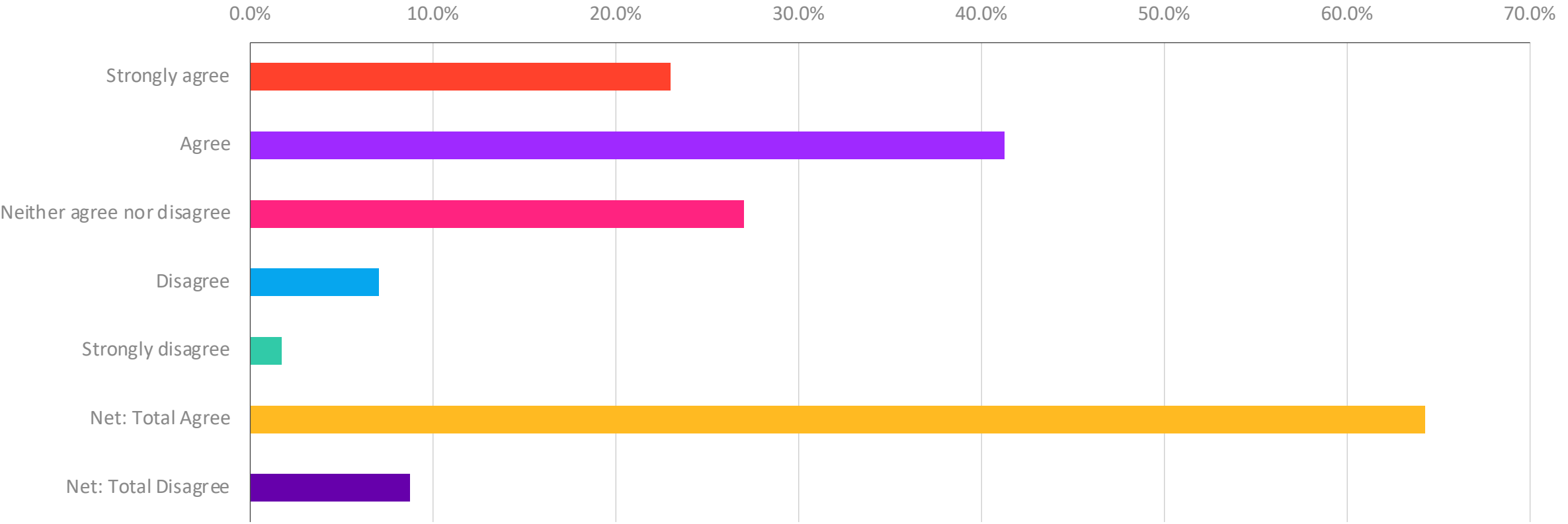


SA



# Q1. Investment in Footpaths/Bikelanes

To what extent do you agree or disagree with the following statement? Local/state governments should invest more in footpaths and bike lanes.  
Please select one option only.



## Q2. Reasons for Investing in Footpaths/Bikelanes

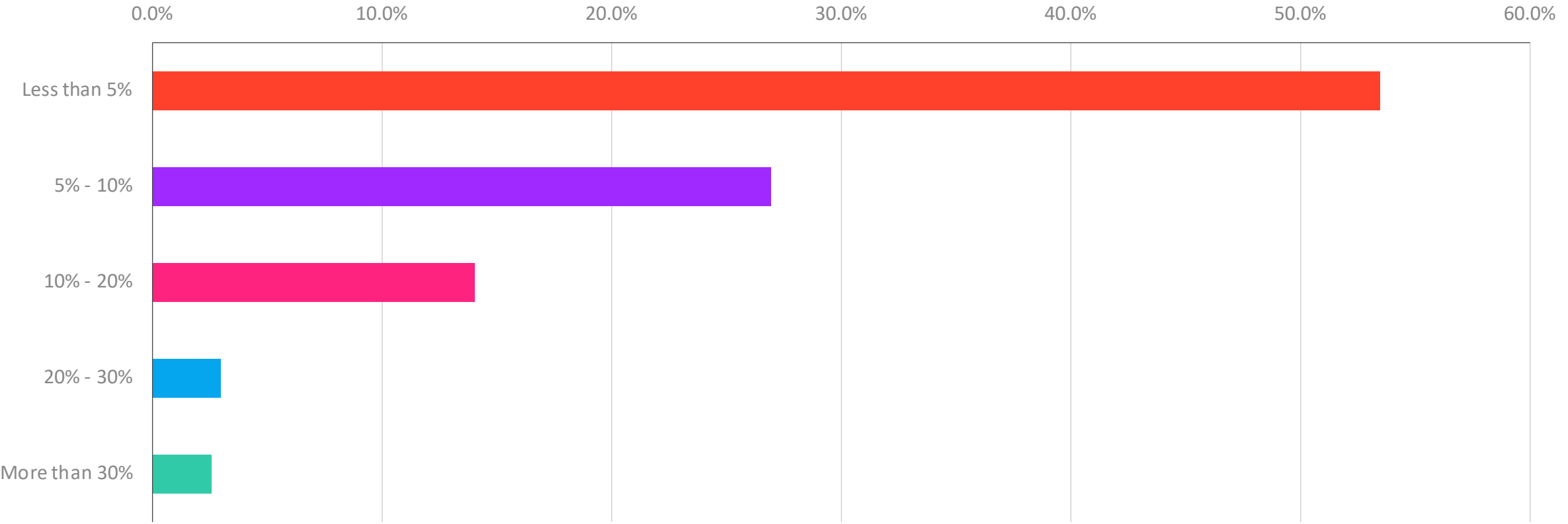
The following statements are some of the reasons for increasing local/state government investment in footpaths and bike lanes. To what extent do you agree or disagree with them?

Q2. Reasons for Investing in Footpaths/Bikelanes								
Q2. Reasons for Investing in Footpaths/Bikelanes	Strongly agree	Agree	Neither agree nor disagree	Disagree	Strongly disagree	Net: Total Agree	Net: Total Disagree	Unweighted N
So that people can get around their community in a safe and affordable way	30.2%	54.8%	12.1%	1.8%	1.1%	85.0%	2.9%	514
Enhances mobility for people who can't or don't drive (such as older people, younger people, and people with a disability)	33.2%	53.5%	10.3%	2.1%	0.8%	86.7%	3.0%	514
Reduces local car traffic	20.2%	47.4%	17.8%	11.6%	2.9%	67.7%	14.5%	514
Increases the number of people who can travel in a way that doesn't worsen local air pollution or climate change	27.8%	47.9%	18.7%	3.3%	2.3%	75.7%	5.6%	514
Improves people's health and wellbeing, which leads to savings for the health system	28.3%	50.9%	16.2%	3.4%	1.2%	79.2%	4.6%	514
Improves walking and bike-riding options	31.6%	51.7%	10.6%	5.4%	0.7%	83.3%	6.1%	514
Improves quality of life	24.2%	51.8%	18.8%	4.1%	1.1%	76.1%	5.1%	514
Creates more jobs in communities	14.9%	46.4%	28.1%	9.4%	1.2%	61.3%	10.6%	514

Filters: SA

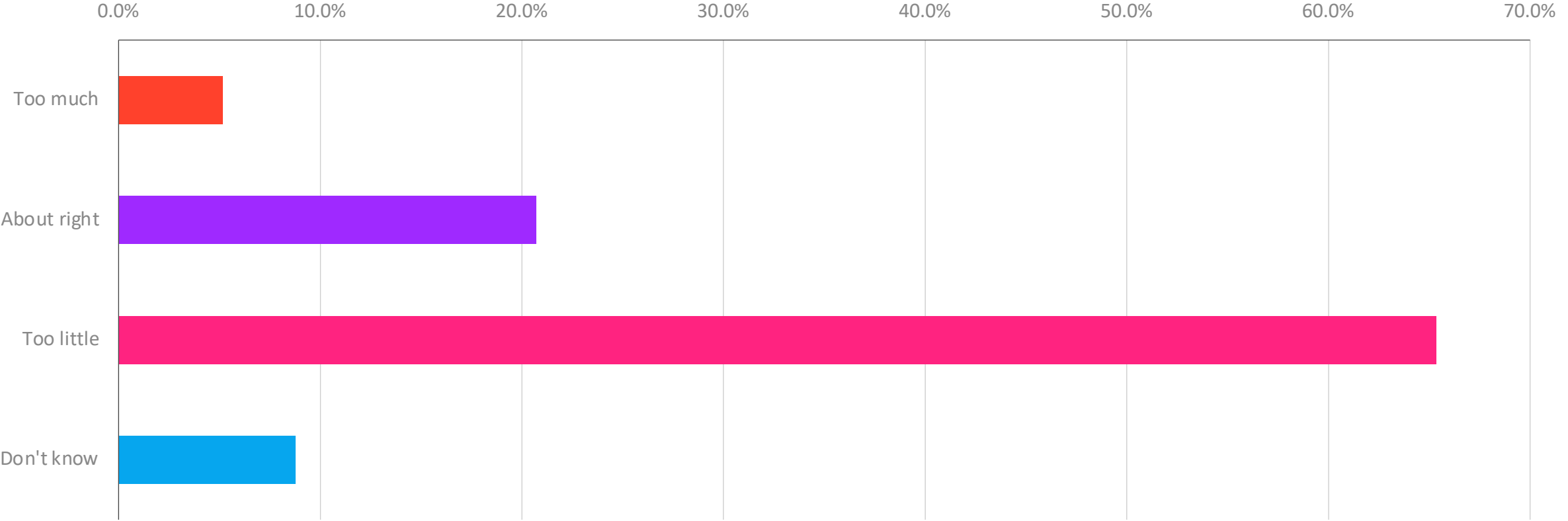
### Q3. Amount of Gov Transport Spending on Footpaths/Bikelanes

To the best of your knowledge, what percentage of your state / territory governments' transport budget is allocated to footpaths and bike lanes?  
If unsure, please provide your best guess. Please select one option only.



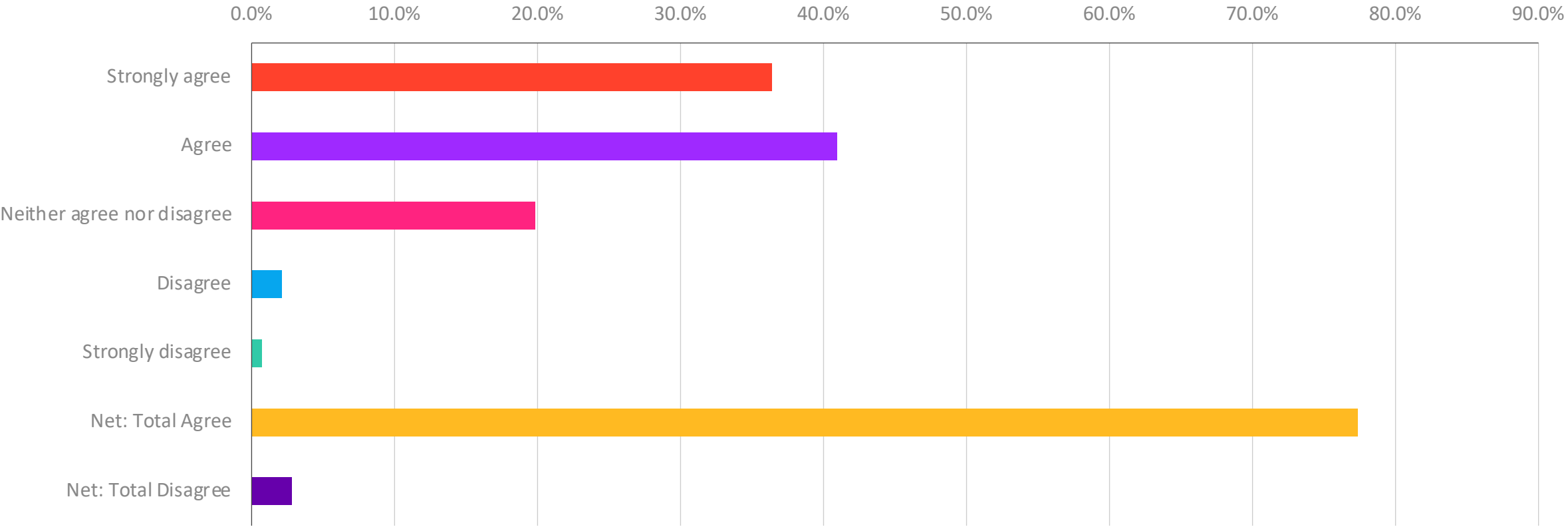
# Q4. Views on Gov Transport Spending on Footpaths/Bikelanes

All Australian state governments currently allocate less than 2% of their transport budget to footpaths and bike lanes. In your opinion, is this amount...?Please select one option only.



# Q5. Investment in Public Transport

To what extent do you agree or disagree with the following statement? Governments should invest more in public transport. Please select one option only.



# Q6. Reasons for Investing in Public Transport

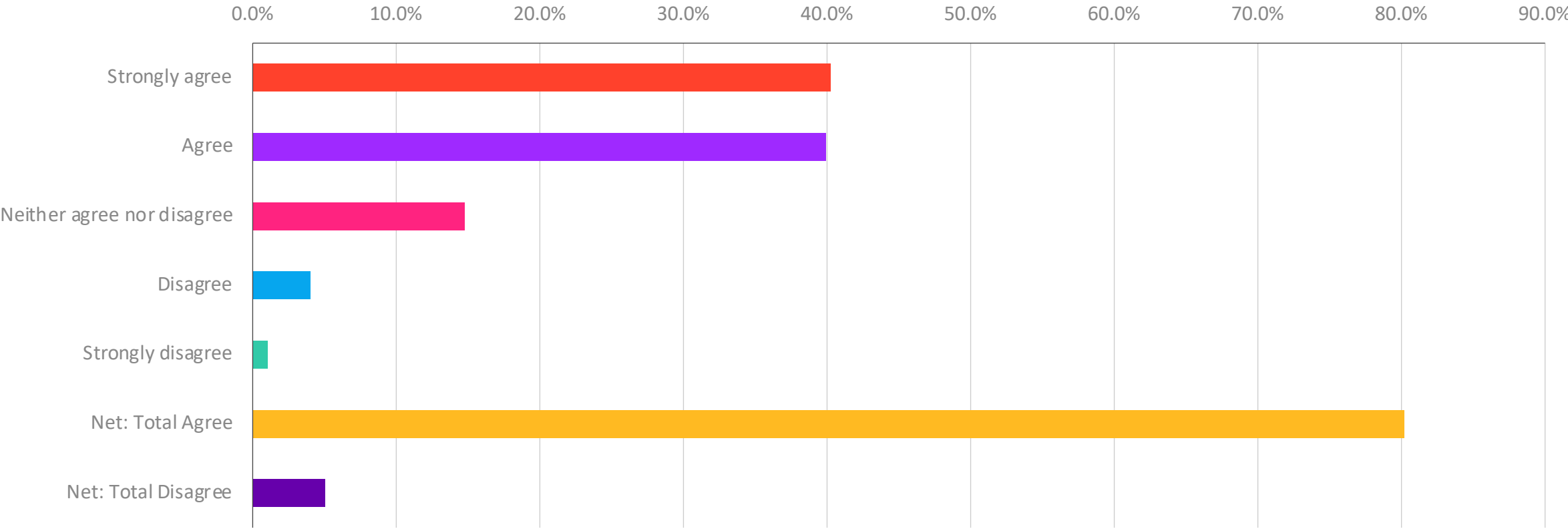
The following statements are some of the reasons for increasing local/state government investment in public transportation. To what extent do you agree or disagree with them?

Q6. Reasons for Investing in Public Transport								
Q6. Reasons for Investing in Public Transport	Strongly agree	Agree	Neither agree nor disagree	Disagree	Strongly disagree	Net: Total Agree	Net: Total Disagree	Unweighted N
Ensures everyone can get around in an easy and affordable way	32.7%	52.5%	12.2%	1.7%	0.9%	85.1%	2.6%	514
Enhances mobility for people who can't or don't drive (such as older people, younger people, and people with a disability)	38.8%	50.7%	8.8%	1.5%	0.2%	89.5%	1.7%	514
Reduces car traffic in my local area	27.6%	46.6%	17.9%	5.7%	2.3%	74.1%	8.0%	514
Enables more people to travel in a way that improves local air quality and reduces the burden on the health system	32.3%	49.5%	14.5%	2.9%	0.8%	81.8%	3.7%	514
Creates more jobs in the public transportation sector	24.1%	55.8%	16.9%	1.6%	1.5%	80.0%	3.1%	514
Reduces emissions and helps address climate change	27.1%	47.8%	20.6%	2.2%	2.3%	74.9%	4.5%	514

Filters: SA

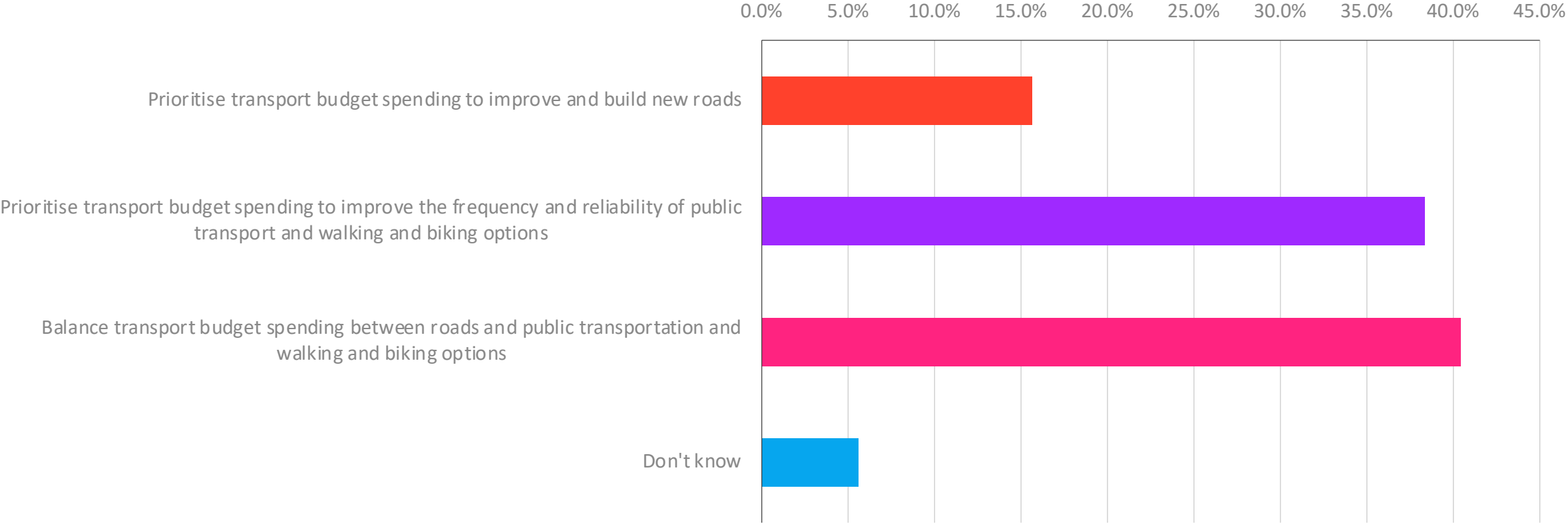
# Q7. Public Transport and Housing Estates

To what extent do you agree or disagree with the following statement? To avoid worsening car traffic, governments should plan ahead and invest more in public transport services before new housing estates are completed. Please select one option only.



# Q8. Funding for Roads/Public Transport

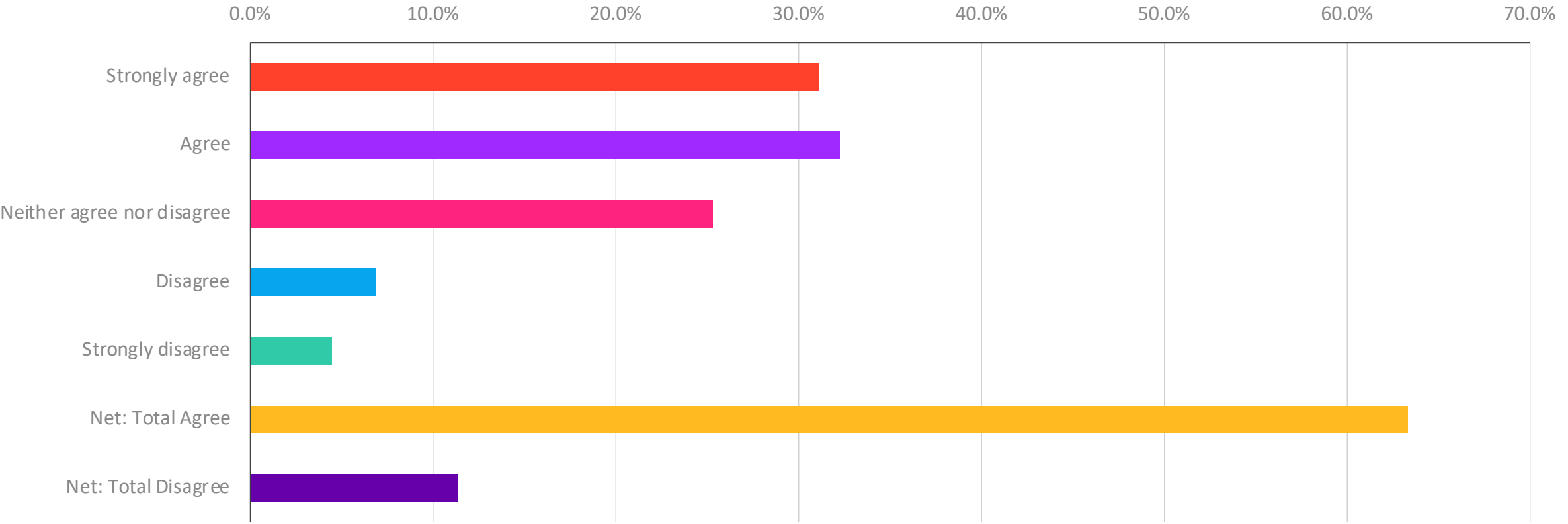
Which of the following statements best reflects your view? State governments should...Please select one option only.





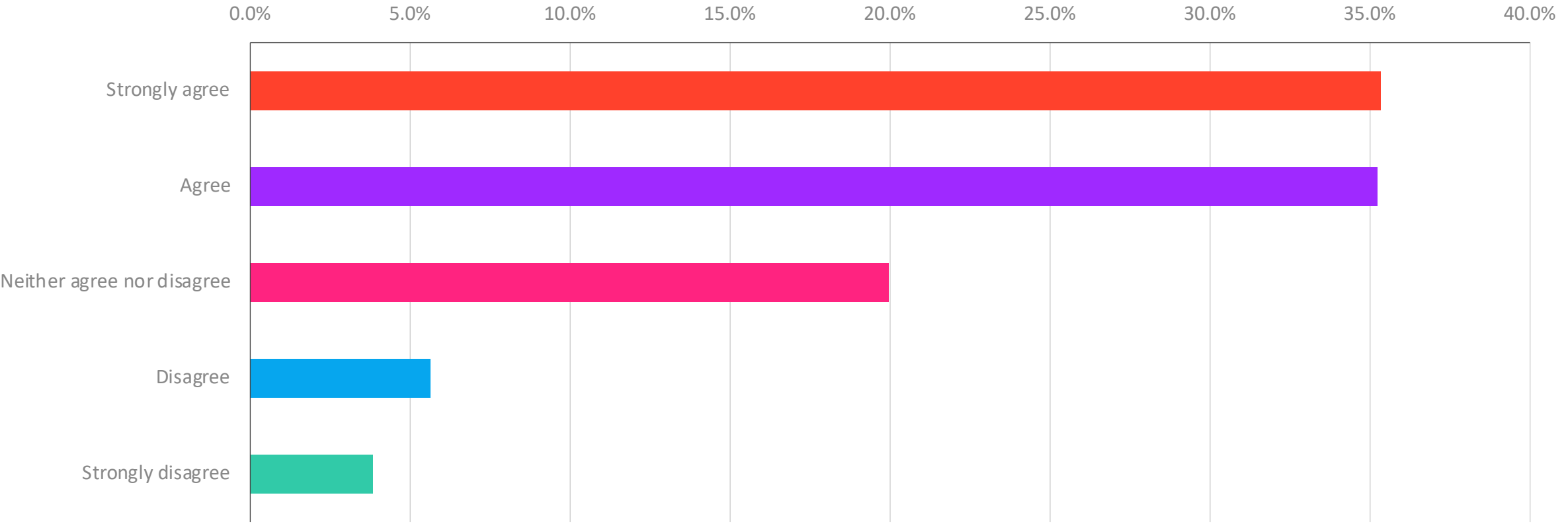
# Q9. Replace Diesel/Petrol Buses with Electric Buses

To what extent do you agree or disagree with the following statement? Governments should replace all diesel and petrol buses with renewable-powered electric buses by 2030 at the latest. Please select one option only.



# Q9a. Electrify Buses and Manufacture in Australia

To what extent do you agree or disagree with the following statement? Let's electrify all our buses as quickly as we can, manufacture them in Australia, and power them by our sun and wind. Please select one option only.



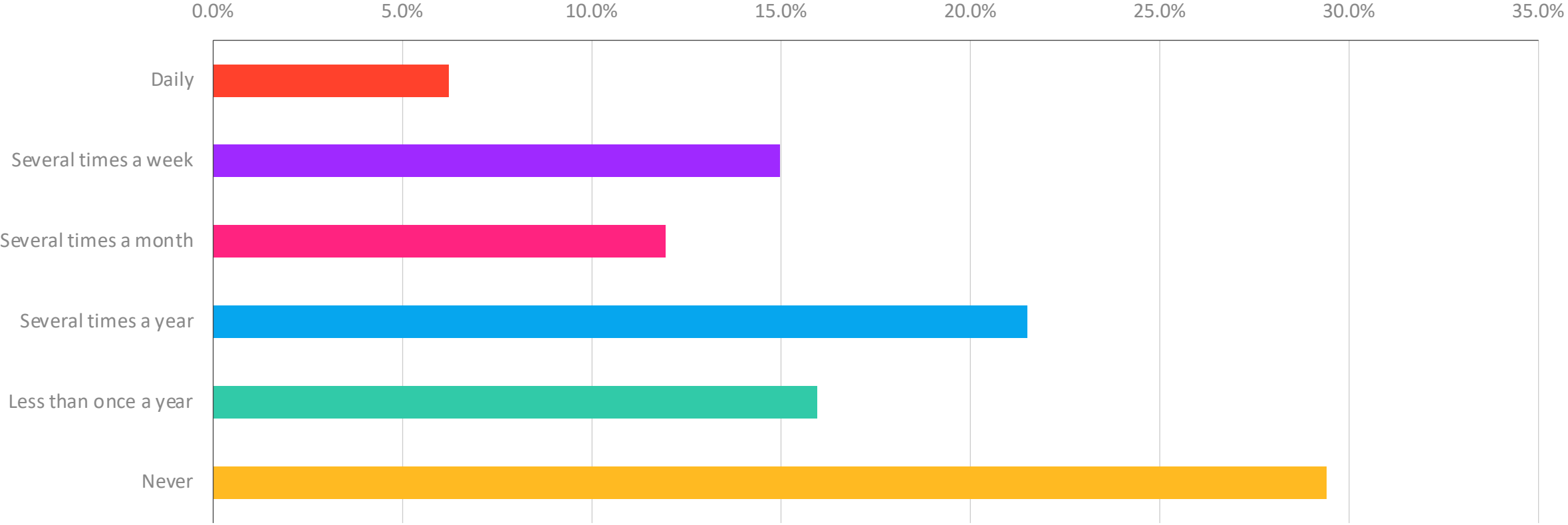
# Q10. Reasons for Investing in Electric Buses

The following statements are some of the reasons for the local/state government to invest in renewable-powered electric buses.To what extent do you agree or disagree with them as reasons to invest in renewable-powered electric buses?

Q10. Reasons for Investing in Electric Buses								
Q10. Reasons for Investing in Electric Buses	Strongly agree	Agree	Neither agree nor disagree	Disagree	Strongly disagree	Net: Total Agree	Net: Total Disagree	Unweighted N
Improves local air quality	33.3%	48.8%	13.7%	2.8%	1.5%	82.0%	4.3%	514
Reduces greenhouse gas emissions and helps address climate change	35.2%	44.4%	13.2%	3.8%	3.4%	79.6%	7.1%	514
Reduces dependence on foreign oil	38.4%	43.8%	12.6%	3.3%	1.9%	82.2%	5.2%	514
Reduces Australia's use of fossil fuels (i.e., coal, oil, and gas)	35.4%	46.2%	12.2%	3.5%	2.6%	81.7%	6.1%	514
Reduces noise pollution	30.8%	45.4%	17.4%	4.9%	1.4%	76.3%	6.3%	514
Cheaper to operate and maintain	20.1%	40.2%	31.2%	6.6%	2.0%	60.3%	8.5%	514
Boosts the Australian manufacturing industry	29.7%	43.6%	22.5%	3.1%	1.2%	73.2%	4.3%	514

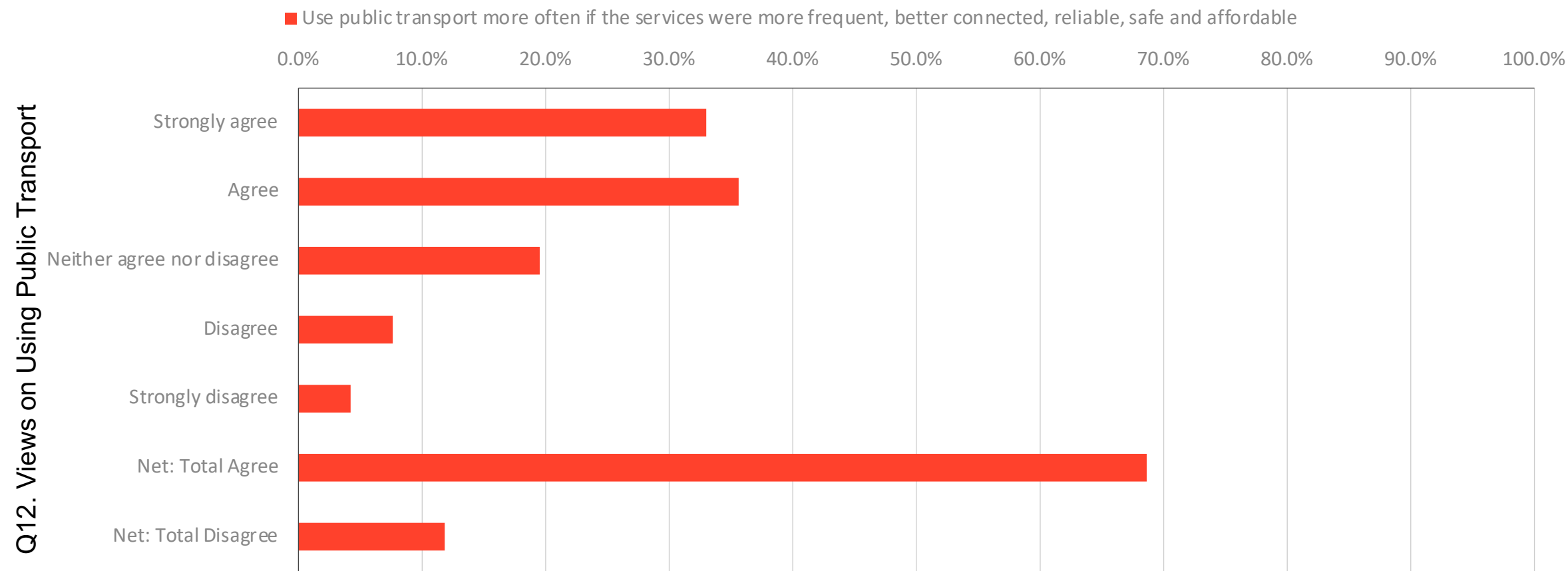
# Q11. Frequency of Using Public Transport

How often do you use public transport to get around (to work, school, shops, etc.)?Please select one option only.



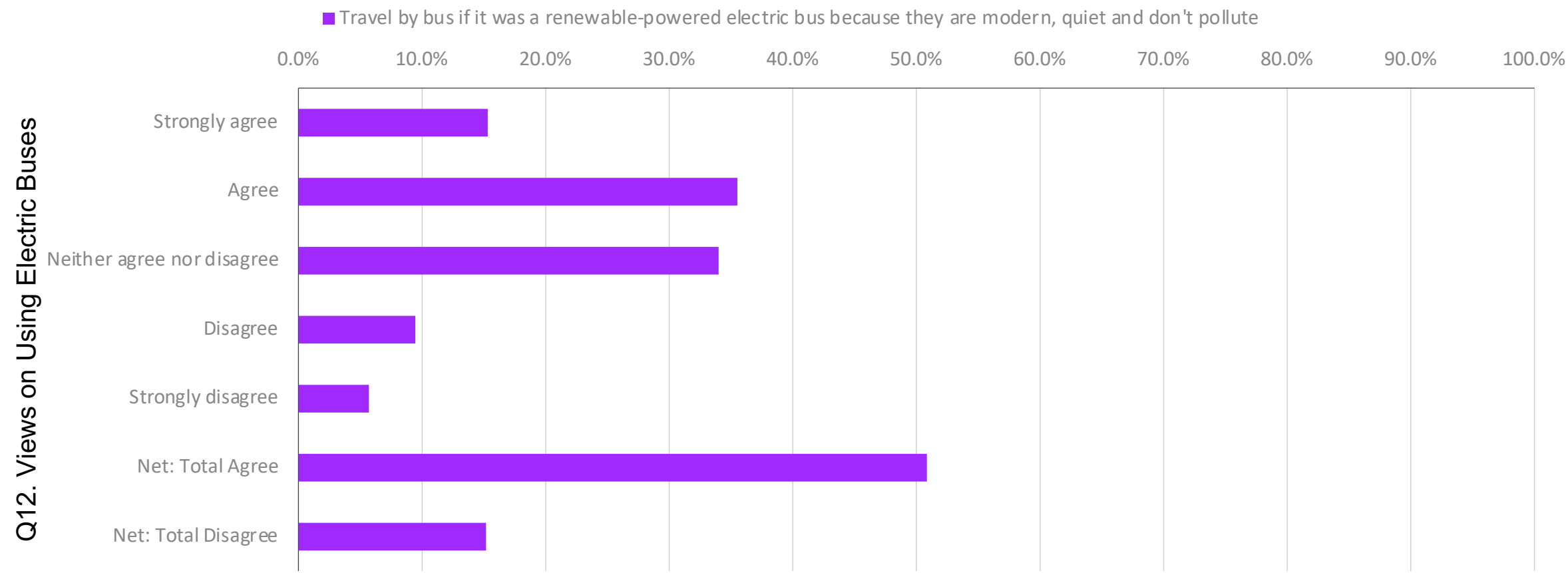
# Q12. Views on Using Public Transport

To what extent do you agree or disagree with the following statement? I would be more willing to...Please select one option per row.



# Q12a. Views on Using Electric Buses

To what extent do you agree or disagree with the following statements? I would be more willing to...Please select one option per row.



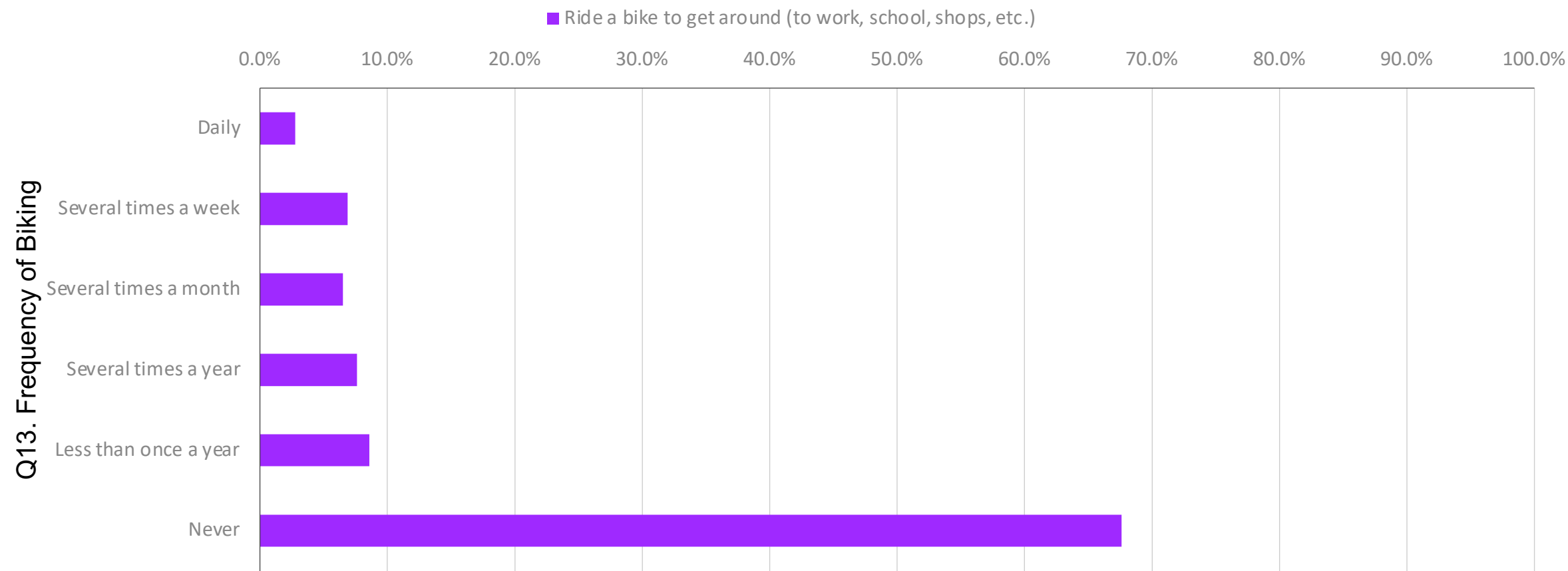
# Q13. Frequency of Walking

How often do you...?Please select one optioxn only.



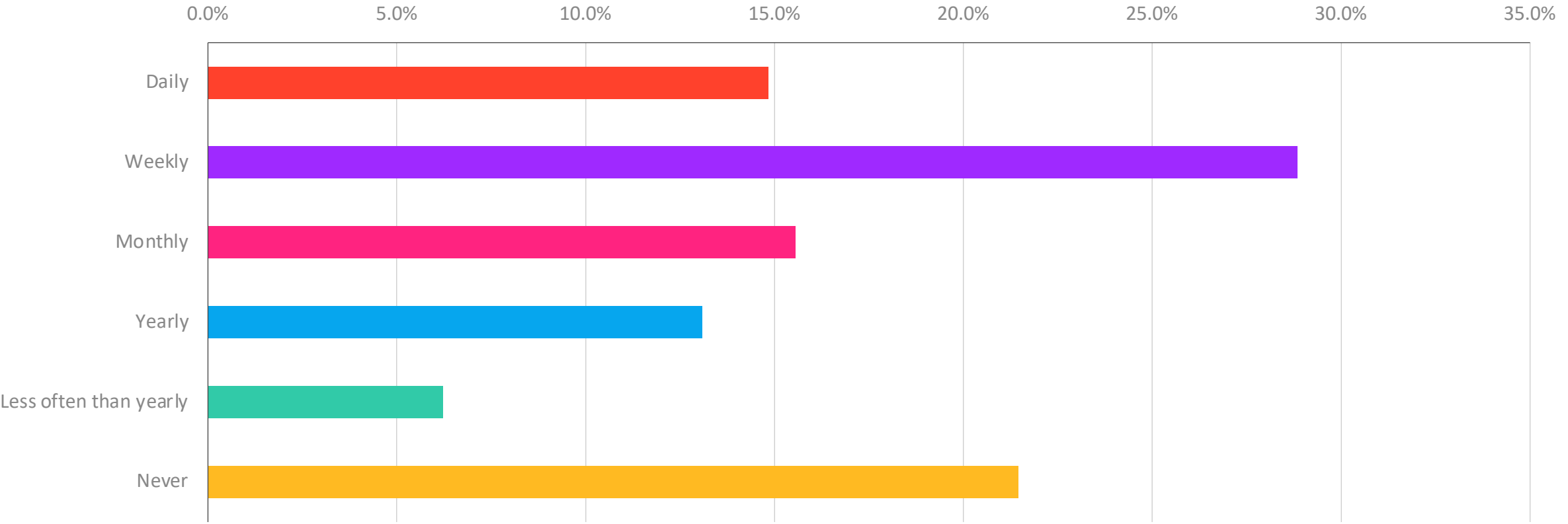
# Q13a. Frequency of Biking

How often do you...?Please select one optioxn only.



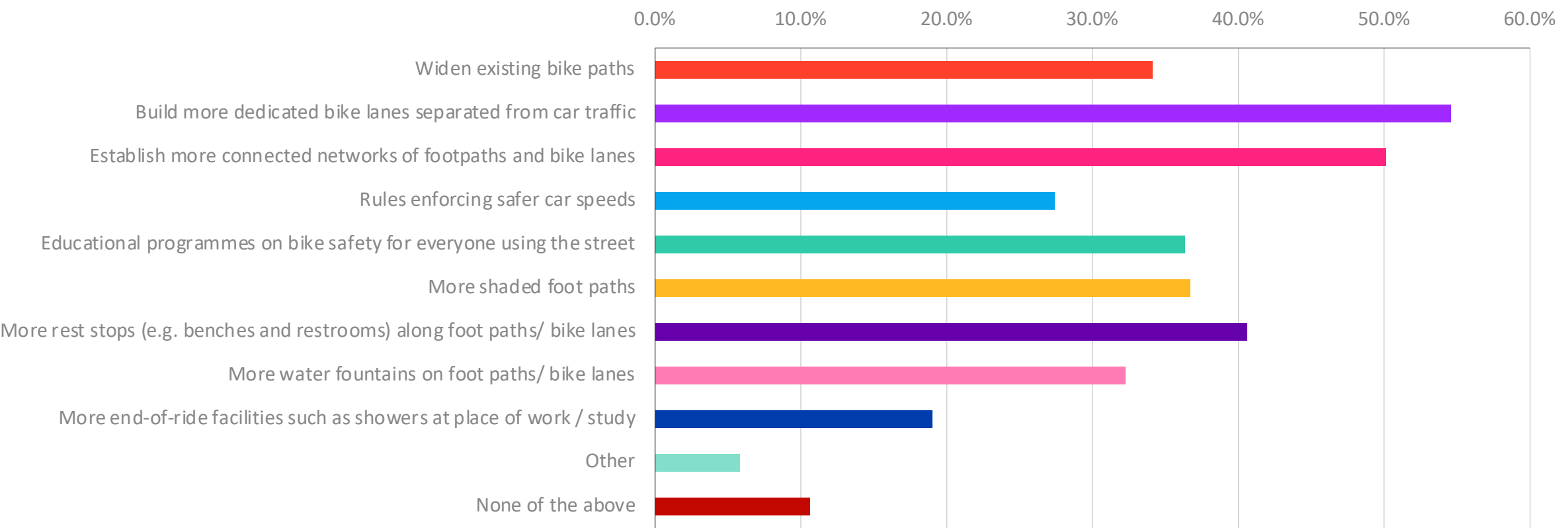


Q13. Walking/Biking MERGE



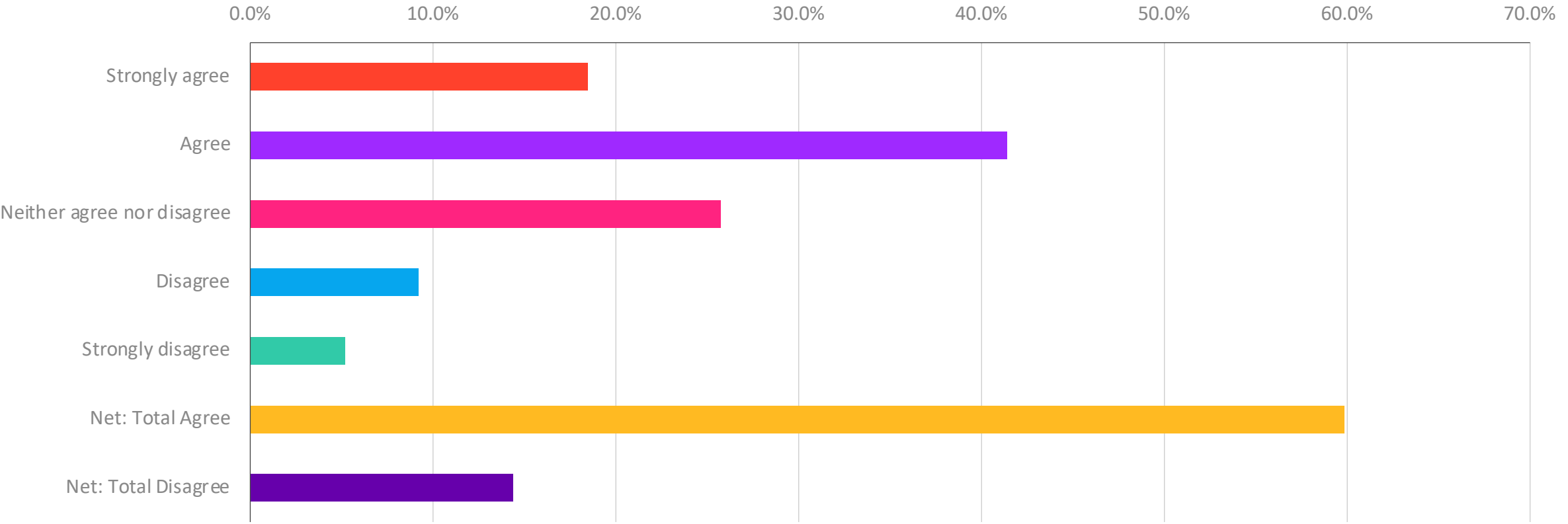
# Q14. Government Investments

What would you most like to see governments invest in, or improve, when it comes to walking and/or riding a bike to get around? Please select all that apply.



# Q15. Views on Walking or Biking More

To what extent do you agree or disagree with the following statement? If walking and bike-riding infrastructure (i.e. wider paths/ bike lanes, more connections with other paths/ bike lanes, etc.) were improved, I would be more willing to walk or ride more often when commuting or for leisure. Please select one option only.



# Q16. Views on Free Electric Bikes

Electric bikes are power-assisted bicycles that help people of all fitness levels ride further and up hills more easily, and carry extra weight like equipment, kids or groceries. If your state or local government offered residents to try electric bikes for free, would you be interested or not interested in doing so? Please select one option only.

